

NEW  
EDITION

# English for Palestine

## Grade 1

Blended Learning Modules (1)

سجلات تقييم الأداء يستخدم من قبل المعلم  
لجميع الفترات

Unit 1 Page : 1

Unit 2 Page :4

Unit 3 Page :7

Unit 4 Page :10

# Outcomes

- In Unit 1 children learned:
- to say hello
- to ask someone's name
- to give their own name

In Unit 2 children learned:

- to talk about food
- to use the numbers 1, 2, 3

In Unit 3 children learned:

- to talk about animals
- to use the numbers 4, 5, 6

In Unit 4 children learned:

- to talk about parts of the body
- to use the numbers 7, 8, 9, 10

# UNIT 1

## Hello!

1

Listen and find.



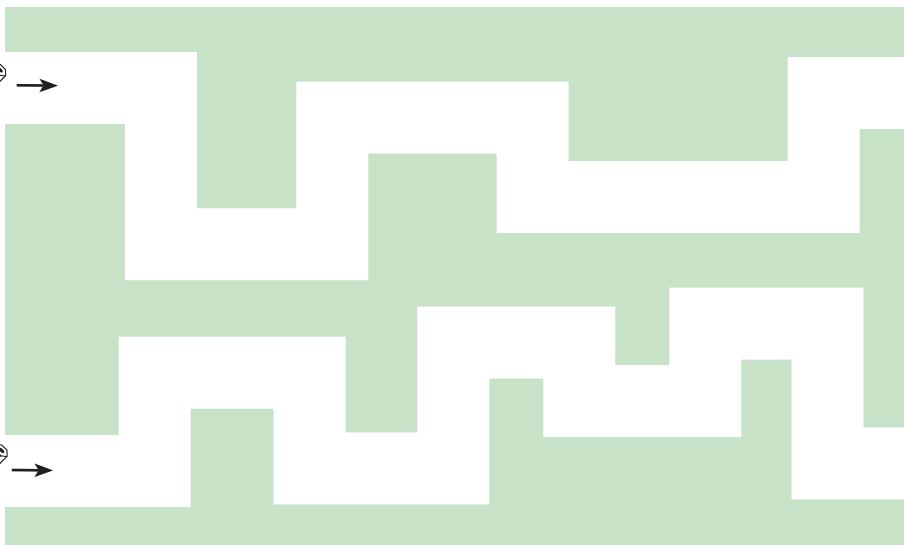
2

Listen and say.



2

Trace and find. Say.




1

Say and match. (TB)page 14



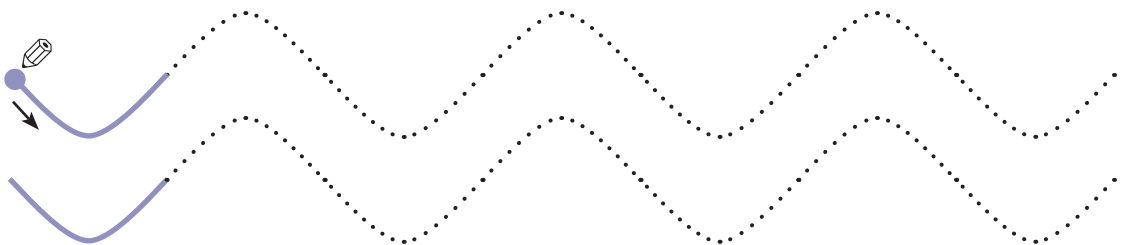
2

Listen and say.



3

Trace.



4


Sing. (TB)page 15





1

Listen and say. (TB)page 16



2

Trace and find. Say.



# UNIT 2

## Let's eat!


1

Listen and match.



2

Listen and say.



2

Trace and copy.



1

2

3

1 1 1 1 1

2 2 2 2 2

3 3 3 3 3

1 2 3



1

Listen and find. Say. (TB)/page 16



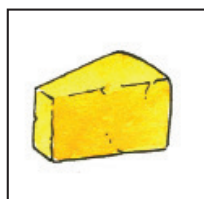
2

Listen and write.



3

Match.



1

2

3


1

Count and write.



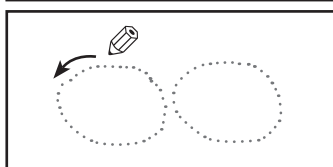
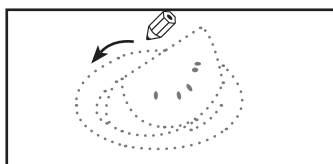
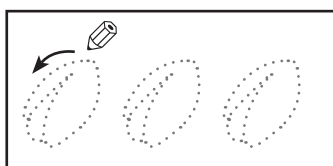
2

Listen and say. (TB)/page 22



3

Trace and match.



1

2

3



# Animals

1

Listen and find.



2

Listen and say.



3

Trace and copy.



4

5

6

4 4 4

5 5 5

6 6 6

4 5 6

1

Listen. Say and do. (TB)/page 26



2

Listen and write. (TB)/page 27







4








3


Count and trace.



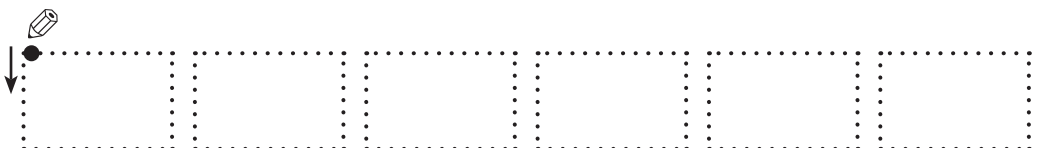
4



5



6




4

Sing. (TB)/page 27



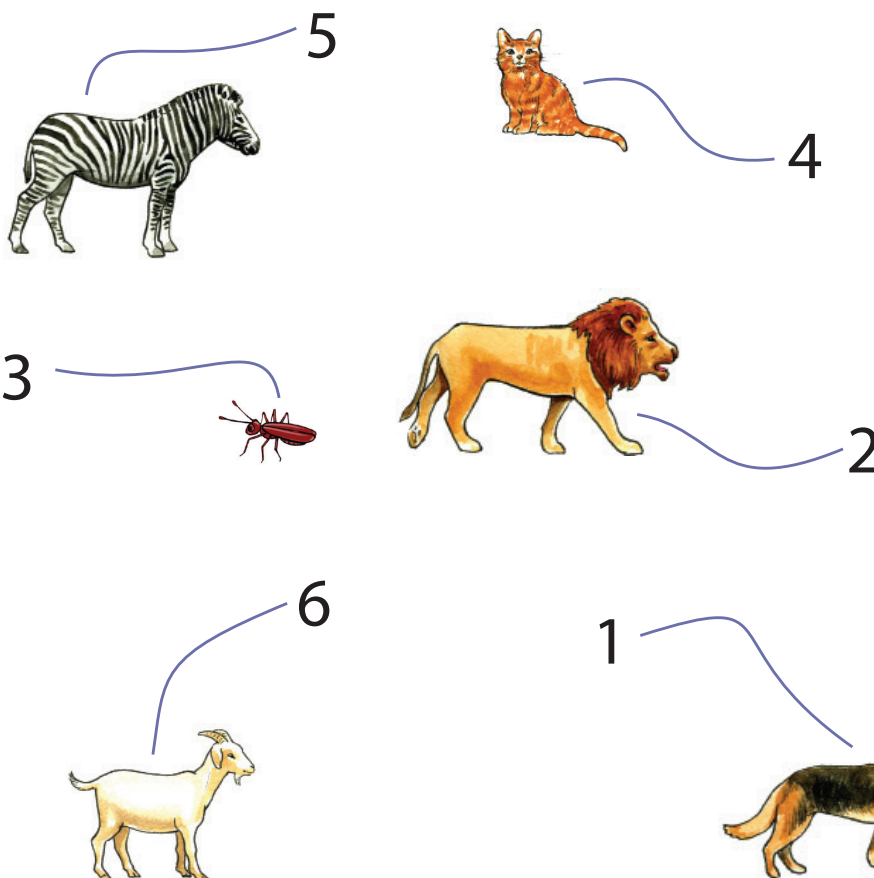
1

Listen and circle. (TB)/page 28



2

Find and say. Listen. (TB)/page 28



3

Trace and complete. Copy.



1 ... 3 ... 5 6





UNIT  
4

# My body

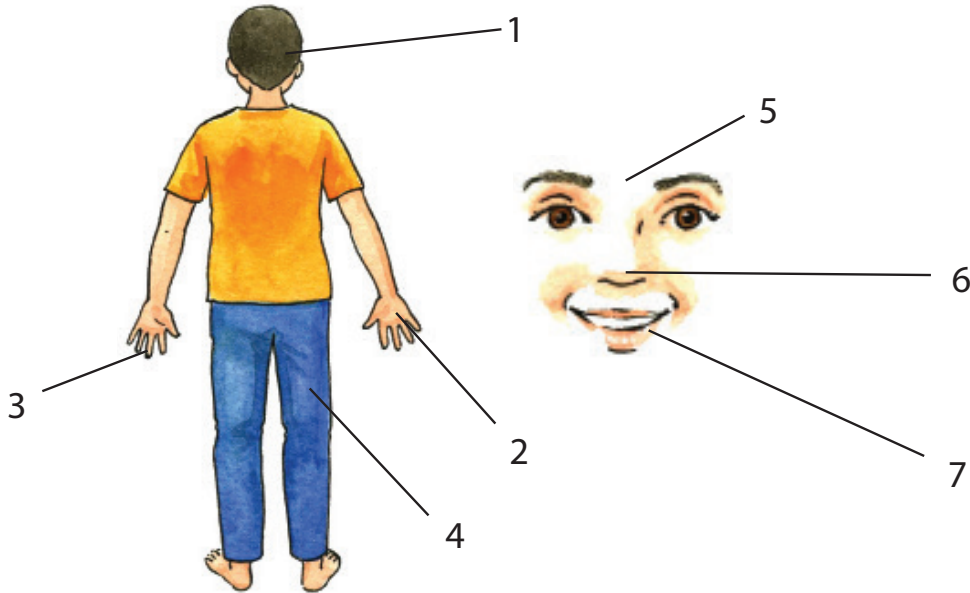
1

Listen and touch.



2

Listen and say.

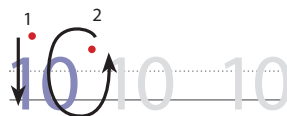
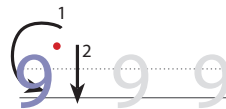
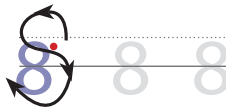
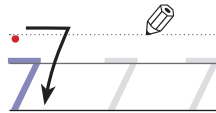


3

Trace and copy.

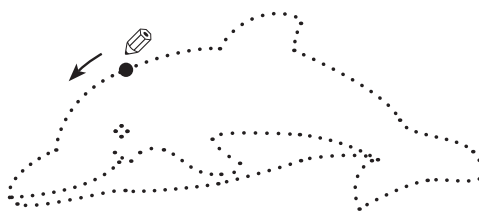
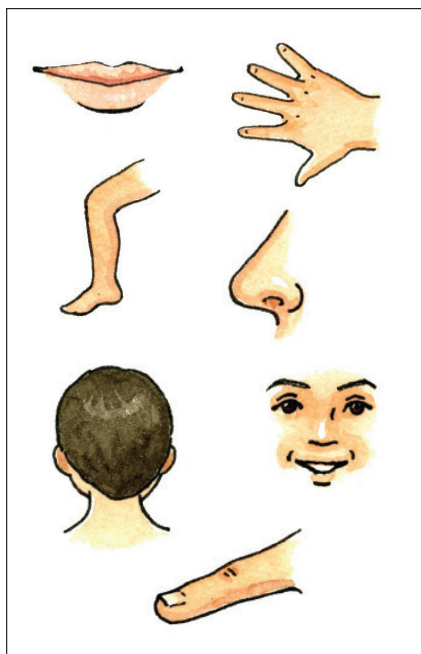


7 8 9 10



1

Colour. Find and say.



2

Listen. Touch and say. (TB)/page 32



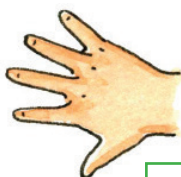
3

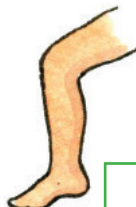
Listen and write. (TB)/page 32



8












4

Sing. (TB)/page 33



1

Listen and say. (TB)/page 34



2

Listen and complete. (TB)/page 34



1 2

5

6

8

3


Count and circle.



9



3



7



6



8



Name:

بسم الله الرحمن الرحيم

Revision work sheet (unit one)

First Grade

Unit 1 Hello

- يتعرف الطالب على شخصيات الكتاب

في التحية Hi, Hello - يستخدم كلمتي




Pip



Salwa



Tala



Sami



Amir

1- Match :-

صل :-



Hi, Sami



Hello, Amir



Hi. Salwa



Hello, Tala



Hi, pip

يميز الطالب بين التحية بـ ( good morning , good afternoon )



Good morning




Good afternoon

## 2- Trace:-

يمارس الطالب الكتابة من جهة اليسار إلى اليمين باتماط / أشكال مختلفة



توقع ولي الامر المساعد:-



*Good luck*

## Revision Work Sheet Unit (2)

### Let's Eat


Class: First grade

Name: .....

**n o m d e**



melon



egg



date



olive



nut

### 1- Match : صل

d

m

o

e

n




2- Complete :أكمل الحرف الناقص:

m o n e d



...elon



...gg



...ate



...ut



...live

3- Colour the numbers:- لون الأرقام

1

2

3



*Good luck*

توقيع ولي الأمر المساعد:-



Class:-first grade

Revision  
Work sheet  
Unit three

Name:-

### Unit 3: Animal

c k g r i



kitten



insect



rabbit



cat



goat

1- Write :-



--at



--nsect



--oat



-itten

2- Match:


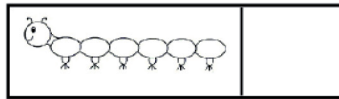
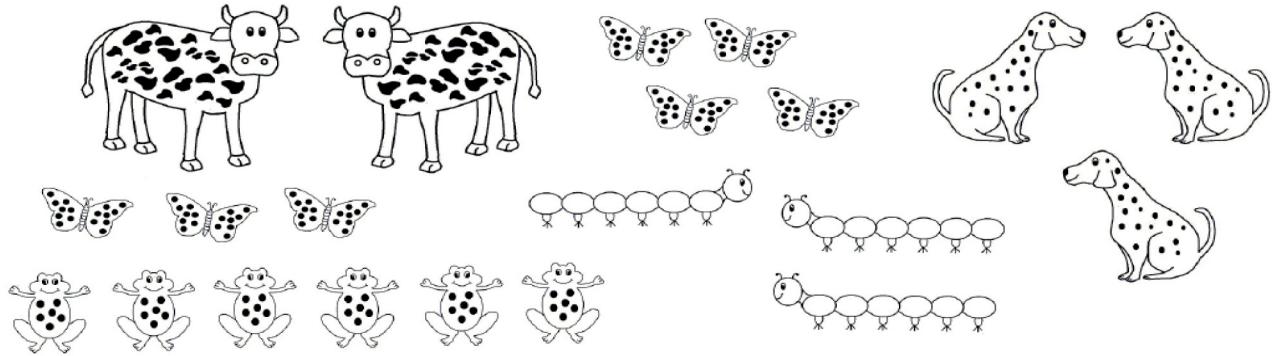


dog

zebra

Lion

### 3- Count and write:



### 4- Colour the numbers:- لون الأرقام

4

5

6

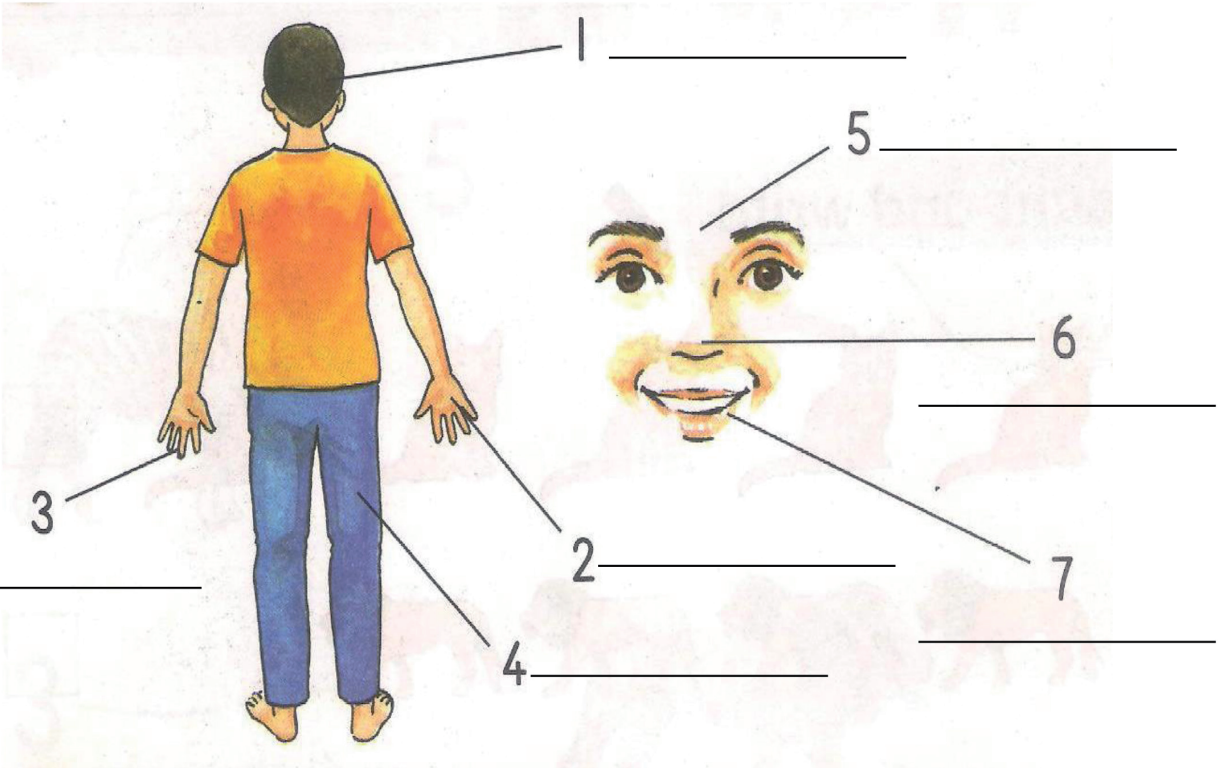


*Good luck*

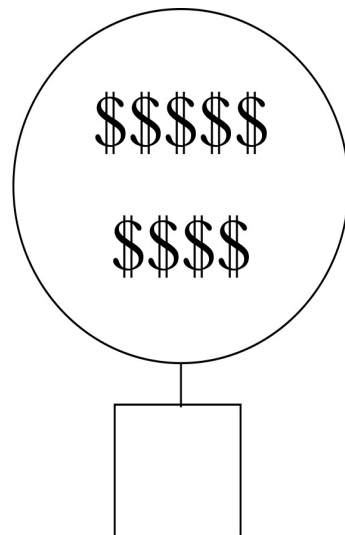
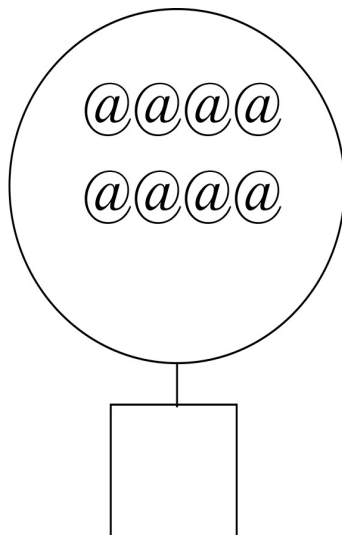
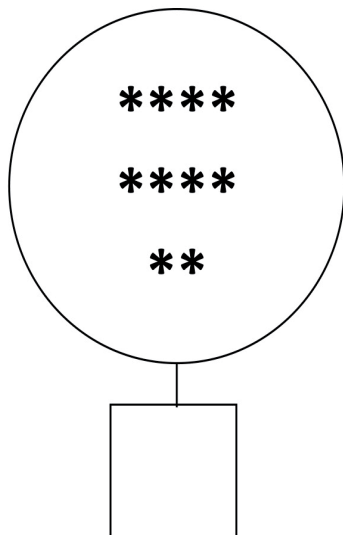
توقيع ولي الأمر المساعد

## Unit 4 My body

عزيزي المساعد: ساعد الطالب على قراءة وكتابة اعضاء الجسم في المكان المناسب . مع العلم ان الهدف من التمرين هو ان يقوم الطالب بمعرفة وذكر اعضاء الجسم وليس كتابتها ولذلك بإمكان المساعد ان يقوم هو بالكتابة .

headhandfingerlegfacemouthnose

Count and write: عد واكتب الرقم



Color the numbers: لون الأرقام

7

8

9

10



*Good luck*

توقيع ولي الأمر المساعد: -

School:-

Month :- ----- Assessment

No	Name	Reading						Total
		Summarize info. (3 + 4)	Use ideas from given text (3 + 4)	Skim& Scan (3 + 4)	Reading words correctly	reading in clear voice	Read the sound / name of letters correctly	
1.								
2.								
3.								
4.								
5.								
6.								
7.								
8.								
9.								
10.								
11.								
12.								
13.								
14.								
15.								
16.								
17.								
18.								
19.								
20.								

Rating key :- Excellent A + / Very Good A / Good B / Acceptable C / Poor D

Class: 1+2+3 + 4 grade

Authentic Assessment Record – Rating Scale

School:-

Month -:- Assessment

No	Name	Speaking					Total
		Pair/ group work	Describes any item from poster correctly	Labels and gives correct names	Pronounce new Words correctly / intonation	Speaks in an organized manner	
1.							
2.							
3.							
4.							
5.							
6.							
7.							
8.							
9.							
10.							
11.							
12.							
13.							
14.							
15.							
16.							
17.							
18.							
19.							

Rating key :- Excellent A + / Very Good A / Good B /Acceptable C /Poor D

Class: 1+2+3 + 4 grade

Authentic Assessment Record – Rating Scale

School:-

Month:- -----Assessment

No	Name	Listening					Teacher comments	Total
		Listen & answer	Listen & do/point/write	Listen attentively	distinguishes between the letter sound and name			
1.								
2.								
3.								
4.								
5.								
6.								
7.								
8.								
9.								
10.								
11.								
12.								
13.								
14.								
15.								
16.								
17.								
18.								
19.								

Rating Scale :- Excellent A + / Very Good A / Good B / Acceptable C / Poor D



Class: 1+2+3 + 4 grade

Authentic Assessment Record – Rating Scale

School:-

Month :- ----- Assessment

No	Name	Writing					Teacher Comments	Total
		Spell & punctuate correctly (3 + 4)	Write well structured sentences (3 + 4)	Write neatly	For grade 1&2: directionality	For grades 1&2: Shaping letters on 4 lines		
1.								
2.								
3.								
4.								
5.								
6.								
7.								
8.								
9.								
10.								
11.								
12.								
13.								
14.								
15.								
16.								
17.								
18.								
19.								
20.								

Rating key :- Excellent A + / Very Good A / Good B / Acceptable C / Poor D