

**NEW**  
EDITION

# English for Palestine

## Grade 1

Blended Learning Modules (2)

Unit 1 Page : 1

Unit 2 Page :4

Unit 3 Page :7

# Outcomes

In Unit 6 children learned:

- to talk about things in the classroom
- to ask and say what things are

In Unit 7 children learned:

- to talk about family
- to ask and say who someone is

In Unit 8 children learned:

- to talk about drinks
- to ask and say what things are

# My classroom

1

Listen and find. (TB) page 42



2

Listen and say. (TB) page 42



3

Trace and copy.



1 2 a a a


1 2 a a a

c c c

c c c

1

Listen and find. (TB) page 44



2

Listen and say. (TB) page 44



3

Write. Say.



1

2

3

4

5

6



2



1

Look. Count and write.



7





2

Listen and say.



3

Think and match. Say.



## My family


1

Listen and find. (TB) page 48



2

Listen and say. (TB) page 48



3

Trace and copy.



e e e

o o o

e o




1

Listen and circle. (TB) page 50



Who's this?

This is **Wafa**.



2

Listen and write. (TB) page 51




 1









3

Match.



a c e o



e o c a

e o a c

o e c a

4

Sing. (TB) page 49



1

Listen and find. (TB) page 52




2

Listen and say. (TB) page 52



Who's this?

This is **my** mum.

3

Match and say.



a

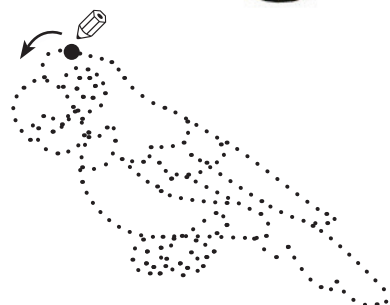
o



e



c



# UNIT 3

## Let's drink!

1

Listen and find. (TB) page 54



2

Listen and say. (TB) page 55



3

Listen and write. (TB) page 55



3



4

Trace and copy.



d d d

g g g

q q q



1

Listen and find. (TB) page 56




2

Listen and say. (TB) page 57



What's this?

It's **apple juice**.

3

Match.



c



d



q

g

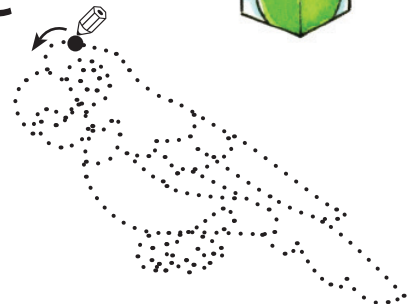


a

o



e





1

Match. Listen. (TB) page 56



1

2

3

4

5

6



2

Listen and say. (TB) page 56



3

Count and match.



5



6



7



8



9



10



## unit1 : My classroom

عزيزي المساعد ساعد الطالب على قراءة الكلمات بطريقة صحيحة:-



board



teacher



pencil



book



bag



desk

صل الكلمة مع الصورة الصحيحة:-

### 1- Look and match:-

1. pencil



2. board




3. teacher



4. book



5. bag



6. desk



ضع دائرة على الحرف المشابه:-

2- Look and circle:

a

teacher - bag - head

c

cat - insect - car

3- Answer these questions:

أجب عن الأسئلة التالية:-

[ desk ---- book ]


What's this ?

It's a -----



What's this ?

It's a-----



4- Hand writing:- خط:

a

c



*Good luck*

توقيع ولي الأمر المساعد:-

Class:- First Grade

Name:-

Revision

Work sheet

Unit seven

## unit2 My Family



Mum



Dad



baby



brother



Sister

1- Match:- صل 

a



e



o



c



2- Reading:-



Read and write:-

Tala	Amir	Mum	Dad
------	------	-----	-----

Who's this ? This is Amir



Who 's this ? This is .....



Who 's this ? This is .....



Who 's this ? This is .....



3- Hand writing :-



a

e

o

c

توقيع ولي الأمر.....



*Good luck*

Class:- First Grade

Name:-

Revision  
Work sheet  
unit3

1. Read and put ( ✓ ) under the correct picture:-

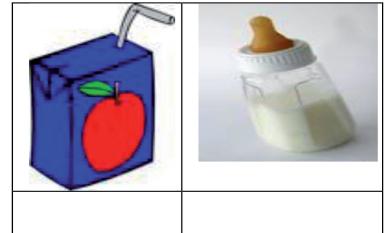
tea



juice



milk



2- Speaking:- 

\*\* What's this ? it's water



What's this ? it's .....



Who 's this ? This is .....



dad  
tea

3. Circle:-




c a




b o



q g



c d

4. Writing:- 

A. Count and write:-

1.  =

2.  =

3.  =

4.  =

5.  =



## 5- Hand writing:-

a c e g q o

Handwriting practice lines for the letters a, c, e, g, q, and o. The first row shows the letters on a set of three lines. Below are four more sets of three lines for practice.



*Good luck*

توقيع ولي الأمر.....