

NEW
EDITION

English for Palestine

Grade 1

Blended Learning Modules (4)

Unit 1 Page : 1

Unit 2 Page :4

Unit 3 Page :7

Unit 4 Page :10

Outcomes

In Unit 13 children learned:

- to talk about clothes
- to describe clothes using colours

In Unit 15 children learned:

- to talk about their bedroom
- to ask where something is and answer using prepositions

In Unit 16 children learned:

- to talk about things that grow in Palestine
- to say if items are very small, small, big or very big

My clothes

1

Listen and find.




2

Listen and say.



3

Trace and copy.



1

Listen and circle. (TB) page 86




2


Listen and say. (TB) page 87



1



2




3




4



5



6



3

Find and circle.



j



jeans



juice

z



zebra

k



kite



skirt

d



dress



red

sh



shoes



shorts



t-shirt



4


Sing. (TB) page 87



2

1

Listen and write. (TB) page 86



10

2

Read and colour.



blue jeans


yellow and green t-shirt

blue and yellow shoes

black and red skirt

red shorts

green and white dress



My bedroom

1

Listen and find.



2

Listen and say.



It's a **bed**.

What's this?



3

Trace and copy.



1

Listen and find. (TB) page 98



2

Listen and say.



Where's the **kite**?

It's **in** the **box**.



3

Say.

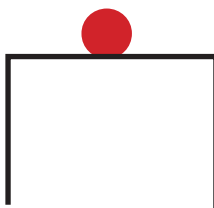


Where's the **box**?

It's **under** the **window**.

1

Read and match.



under

in

on

2

Count and write.



+



=



+



=



+



=



+




=



+



=



3

Sing. (TB) page 99



In my country

1 Listen and find.



2 Listen and say.



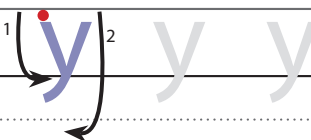
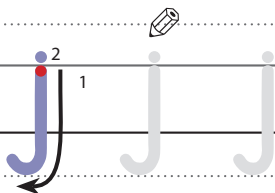
What's this?

It's a fig.

It's an olive.



3 Trace and copy.



1

Listen and find. (TB) page 104



2

Listen and say. (TB) page 104



3

Count and write.



$$\text{Banana} \text{ Banana} \text{ Banana} \text{ Banana} \quad \square + \text{Banana} \text{ Banana} \text{ Banana} \text{ Banana} \quad \square = \square$$

$$\text{Pear} \text{ Pear} \text{ Pear} \quad \square + \text{Pear} \text{ Pear} \text{ Pear} \text{ Pear} \text{ Pear} \quad \square = \square$$

$$\text{Orange} \text{ Orange} \quad \square + \text{Orange} \text{ Orange} \text{ Orange} \text{ Orange} \text{ Orange} \text{ Orange} \quad \square = \square$$

$$\text{Lemon} \text{ Lemon} \text{ Lemon} \text{ Lemon} \text{ Lemon} \quad \square + \text{Lemon} \text{ Lemon} \text{ Lemon} \quad \square = \square$$

1

Listen and find. (TB) page 106




2


Listen and circle.




1



2




3




4



5



6



3

Match and say.



big


small



My friends




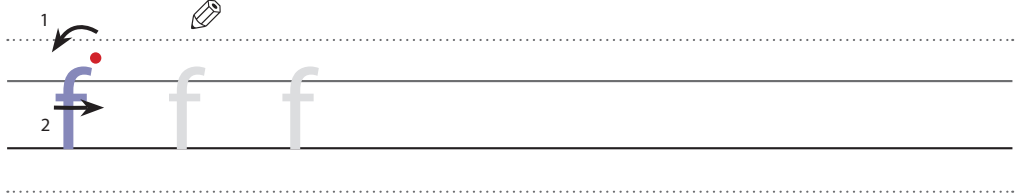
1

Listen and find.



2

Trace and copy.



1

Listen and find. (TB) page 110



2

Listen and do. (TB) page 110



3


Say and do.



Stand up.

Sit down.

Jump up and down.



4

Sing. (TB) page 111




1

Listen and write. (TB) page 112



This is my friend ...
He's / She's ...



2

Listen and do. (TB) page 112



3

Write.



he she



he

1st grade

Revision Worksheet \ unit1

name :

1- Read and write:-

d e i o r



t-shi__t



sk__rt



j__ans



__ress



sh__rts

2- Find and circle

j



jeans



juice

z



zebra

k



kite



skirt

d



dress



red

sh



shoes



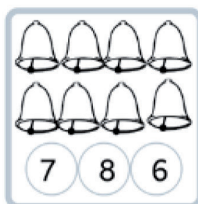



shorts



t-shirt

3- Circle



Good luck

1st grade

Revision Worksheet / unit2

name:

Write:-

w

x

b

d

t

ch



__air



__bo



__indow



__ed



__oor



__able

Draw:-



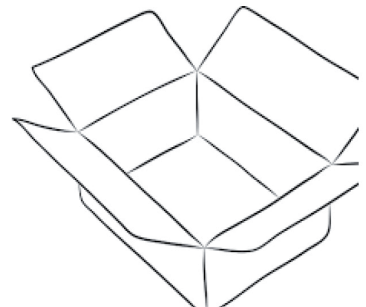
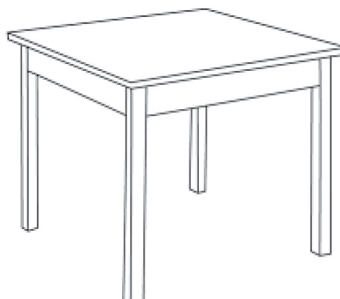
A in the box .



A under the chair




A on the table



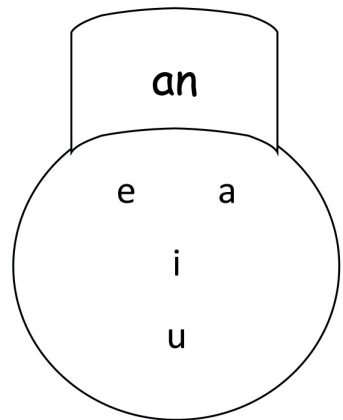
Good Luck

1- Match:-

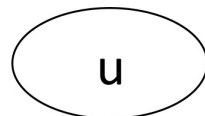
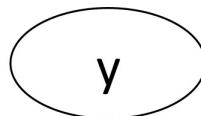



2- complete :- (a - an)

- 1- It's apple
- 2- It's olive
- 3- It's banana
- 4- It's egg



3- Write



__eans



__mbrella



__oyo

1st grade

Revision Worksheet **unit4**

name :

1- Complete:-

k

f

z

s



 ig



 ebra



 ite



 kate

2- Circle the correct answer :-



a. he \ she
short \ **tall**



b. he \ she
short / **tall**




c. he \ she
short \ **tall**



d. he \ she
short \ **tall**

3- Trace :-



Good Luck