



State of Palestine  
Ministry of Education  
& Higher Education

# Grade 2

NEW  
EDITION

# English for Palestine

*Blended learning modules* 4

*Units 15 16 17*

# Blended learning modules

## (4)

CONTENTS	Page
Unit (1)	3
Unit (2)	6
Unit (3)	9

At the end of this unit , the learners should be able to:

- talk about family members.
- say where they and others come from.
- talk about birthdays.


1 Listen and write.



2 Listen and say.



This is my brother.
















3 Listen and say.



He's short.



He's tall.



I'm tall. She's short.

4 Say.



This is my grandfather.

He's short.

1

Read and circle.



My brother is short / tall.



My cousin is short / tall.

2

Write.



He's She's short tall



3


Write.



mum grandfather cousin  
grandmother brother dad



dad



1

Trace and copy.



come go

do don't

2

Draw and colour. Write.



She short tall mum



This is me.

I am \_\_\_\_\_.



This is my \_\_\_\_\_.

\_\_\_\_\_ is \_\_\_\_\_.

3

Play.



1

Listen and find.



2

Listen and say.

What's **this**?It's **a flower**.What's **that**?It's **a mountain**.

3

Say.

What's **that**?It's **a river**.



1

Write.



Where are you from?

sublaN

brHeon

hemleBeth

meJersalu

Gaaz

faHai

1 I'm from Nablus .

2 I'm from \_\_\_\_\_ .

3 \_\_\_\_\_

4 \_\_\_\_\_

5 \_\_\_\_\_

6 \_\_\_\_\_

2

Write.



trees flowers towns

We're from Palestine. Palestine is our country. It has ...

1 \_\_\_\_\_ 2 \_\_\_\_\_ 3 \_\_\_\_\_



1

Listen and write.



2

Listen and say.



Where's he / she from?

He's / She's from **Nablus**.














3

Say.



Where's he / she from?

He's / She's from ...




1

Listen and write.



2

Listen and say.



3

Say.



1

Read and colour. Write.



a



b



c

1 red balloons

2 blue presents

3 yellow candles

2

Write.



balloons candles party cake presents birthday



1

birthday



2



3



4



5



6

1

Read and circle.



I feel  
happy / sad.

I feel  
happy / sad.

I feel  
happy / sad.

I feel  
happy / sad.



2

Draw and write.



sad happy

I feel \_\_\_\_\_ .

I feel \_\_\_\_\_ .

3







Sing.



# Blended learning module

## Unit (1): Guess who ?

1-Match and say :

<b>dad</b>	
<b>mum</b>	
<b>grandfather</b>	
<b>brother</b>	
<b>grandmother</b>	
<b>Sister</b>	

2- look and Complete :

tall \ Short \ tall

I'm .....



She`s .....



He`s .....



# Blended learning module

## Unit (2): My country

1-Complete the missing letter:

( n - b - a - o )



Se...



fl...wer



tow...



He...ron

2-re-arrange sentences :

From \Haifa\ she`s

.....

Nablus\He`s\ from

.....

3-write the capital letter :



\_\_\_erusalem



\_\_\_ethlehem



\_\_\_aza



# Blended learning module


## Unit (3): Happy birthday !

1-Match :

presents	party	balloons	birthday	candles	cakes
----------	-------	----------	----------	---------	-------



2- Describe and colour candles :



How old are you ? .....