



State of Palestine
Ministry of Education
& Higher Education

NEW
EDITION

English for Palestine

PUPIL'S BOOK **3B**

**Blended learning
Module 3
(Units 1-2-3)**

CONTENTS

Page

Unit (1)

4

Unit (2)

7

Unit (3)

10

Module Three (1,2,3) Out Comes:

Out Comes:

At the end of this phase learners should be able to:

- 1-Say what day of the week it is.
- 2- make suggestions.
- 3-Talk about playground equipment.
- 4-Talk about school activities
- 5-Say what they do at their school Open Day

1

Listen and write.



What day is it?

It's **Sunday**.

Tuesday Thursday Monday Saturday
Wednesday Friday **Sunday**



Sunday



2

Say.

What day is it?

It's **Monday**.

Let's **play football**.

3

Match and write.



1 Su

2 Mond

3 Tue

4 Wednes

5 Th

6 Fr

7 Sat

urday

ursday

nday

iday

ay

day

sday

1

Sunday

2

3

4

5

6

7

1


Listen and write.



What's the time?



It's **one** o'clock.



2

Write.



two four six eight ten twelve one
~~three~~ five seven nine eleven



a It's three o'clock.



b It's _____ o'clock.



c It's _____ o'clock.



d It's _____ o'clock.



e It's _____ o'clock.



f It's _____ o'clock.

1

Match. Listen and write.



a I have lunch at ____ o'clock.

b I go to bed at ____ o'clock.

c I get up at 6 o'clock.

d I have dinner at ____ o'clock.

e I have breakfast at ____ o'clock.

f I go to school at ____ o'clock.



2

Say.



When does Walid / Hala **get up**?

He / She **gets up** at **six** o'clock.

When do you **get up**?

I **get up** at **six** o'clock.

3

Write in your copybook.



I have breakfast at seven o'clock.

1

Match. Listen.



slide

sandpit



roundabout



seesaw

climbing frame



swings



2

Say.



He likes the **slide**.

She likes the ...

They like the ...



Hamzah



Bilal and
Walid



Hamzah and
Walid



Nour



Manar
and Tariq



Salwa
and Tala

1

Write.



seesaw slide roundabout in on sandpit climbing frame swings



- 1 Let's go on the _____
- 2 Let's go _____
- 3 Let's _____
- 4 _____

2

Read and circle.



- 1 He's / She's on the slide.
- 2 They're / She's on the seesaw.
- 3 He's / She's on the swings.
- 4 She's on / in the roundabout.
- 5 He's on / in the climbing frame.
- 6 They're in / on the sandpit.

3

Write.



- 1 on / the / Let's / go / swings.
- 2 roundabout. / on / the / Let's / go
- 3 sandpit. / in / the / Let's / go

1

Write.



1 ngisws

s w i ngs

2 deisl

s _id_

3 outdabroun

oun a _out



4 sawsee

ee aw

5 tipdans

_ _ndp_ _

6 ingmbcli amerf

_ _imb_ _ _ f _a _e

2

Write in your copybook.



Let's go on the seesaw. Let's go in the sandpit.

3

Read and say. Sing.



Let's go round and
round and round
round and round
round and round.
Let's go round and
round and round.
All day long! Whoooooo!

Let's go up and
fly like a bird
fly like a bird
fly like a bird.
And then fly down,
fly up, fly down.
All day long. Aaaaaaah!

Let's go up and
then slide down
then slide down
then slide down.
Let's go up and
then slide down.
All day long. Wheeeee!

1

Listen and write.



What do you do at the Open Day?

We **dance dabka**.



dance dabka



play music



act in a play



paint



draw pictures



show our work

2

Match.



- 1 draw
- 2 dance
- 3 show
- 4 act
- 5 play
- 6 paint

- in a play
- pictures
- music
- dabka
- our work



3

Say.



What do you do at the Open Day?

We **play music**.

1

Read and circle.



1 She play / plays music.

2 I sing / sings.

3 They act / acts in a play.

4 He dance / dances dabka.

5 We paint / paints.

6 You draw / draws a picture.

2

Write.



We	They	He	She
play music	dance dabka	paint	
draw pictures	show our work	act in a play	



1 We show our work.



2 _____



3 _____



4 _____



5 _____



6 _____

3

Say.



What do you do at the Open Day?

I draw.

1

Listen and circle.



- 1 The children do **no** / **lots of** things.
- 2 The children paint their **feet** / **faces**.
- 3 They **draw pictures** / **dance dabka**.
- 4 They **play football** / **act in a play**.
- 5 They **sing** / **play football**.
- 6 They eat **ice cream** / **chicken**.

2

Write.



- 1 play./acts/in/a/He He acts in a play.
- 2 our/We/work./show _____
- 3 I/with/dance/my/friends./dabka _____
- 4 draw/paint/We/and/pictures. _____

3

Write in your copybook.



What do you do at the Open Day? I play music.

1- Complete the following dialogue: -

(Good afternoon – up – nine – get)

Omar : Good afternoon ,Ahmad

Ahmad :, Omar.

Omar: What's the time ?

Ahmad: It's

Omar : When do you get?

Ahmad : I..... up at five o'clock .

2- Read and Order:-

() I go to bed at ten o'clock .

() I get up at five o'clock .

() I go to school at seven o'clock .

() I have breakfast at six o'clock

() I have lunch at nine o'clock .

() I have dinner at two o'clock .

3- Read and Order:-

(Friday –Thursday – Sunday – Wednesday – Saturday – Monday –Tuesday)

..... ,

..... ,

..... ,

..... ,

4- What's the time ?

It's _____ o'clock.



It's _____ o'clock.

1- Complete the following dialogue :-

Playground – Good afternoon – slide – do – thanks

Noha : Good afternoon ,Amal.

Amal : , Noha.

Noha : How are you ?

Amal : I'm fine,

Noha : Do you like to go to the

Amal : Yes I

Noha : Let's go on the

2- Look ,read and match:-

1



(A)

2



(B)

3



(C)

4



(D)

1- let's go on the slide. ()

2- let's go on the seesaw. ()

3- let's go in the sandpit. ()

4- let's go on the swings. ()

3- Re-write:-

ournd auobt

wsnisg

lsied






At the playground

Date:-----

A-Read and write.

play in music dabka show draw work

paint our a play dance act pictures



B: Order and Write

1- dabka. / dance / We /

2- draws / He / pictures. /

3- music / play / They /

4- play. / in / acts / a / She /

5- work. / our / We / show /
