



State of Palestine  
Ministry of Education  
& Higher Education

**NEW**  
EDITION

# English for Palestine

PUPIL'S BOOK **5B**

## Blended learning Module **4**

<b>U1</b>	.....	<b>2</b>
<b>U2</b>	.....	<b>6</b>
<b>U3</b>	.....	<b>10</b>

# Blended Learning

## Module Four Outcomes

- 1- Talking about a tour in Palestine, identifying different activities in places in Palestine .
- 2- Identifying items which help us, asking permission to borrow things.
- 3- Talking about possible events in the future
- 4- Predicting the future .

# The 'Best of Palestine' tour

## 1 Listen and repeat.

next tour arrive meet travel ruin before  
float leave near tomorrow our

## 2 Listen and answer the questions.

Ben's family are going to have a holiday. They are going on a tour of Palestine. They look at a map of Palestine.



When are we going to have a holiday?

We're going next October. The weather is cooler. I can't wait!



Oh wow, we're going to visit Ein Kenya. I'm going to tell Omar tomorrow. I'm so excited!

This is what we are going to do on holiday. We're going to visit Jerusalem before Ramallah.



### The Best of Palestine 7-day tour

Tuesday		
	Arrive in Jerusalem. Omar to meet us for a tour. Visit the old market.	
Wednesday	Morning:	Afternoon:
	travel to Ramallah. Drive in the mountains and valleys to Ein Kenya.	arrive at Ein Kenya. Eat a picnic lunch. Walk and see the animals and birds.
Thursday	Morning:	Afternoon:
	drive to Nablus. Visit the market. Go to Sabastiya to see the old ruins.	drive to Jenin. See the olive farms. Pick olives.
Friday	Morning:	Afternoon:
	travel to Jericho. Before lunch visit the old ruins and Hisham Palace.	go to the Dead Sea. Float in the water at the Dead Sea.
Saturday	Morning:	Afternoon:
	travel to Bethlehem.	visit Bethlehem. See the famous Church of the Nativity.
Sunday	Morning:	Afternoon:
	travel to Hebron. Meet the Smith family. Visit the Ibrahimi mosque.	travel to Gaza. Swim in the sea. Leave in the evening.

### 3 Read. Then tick the correct sentences.

- 1 Ben's family are going to take a holiday in Jordan. ☐
- 2 Omar is going to take us on a tour in Jerusalem. ☐
- 3 There are lots of things to do in Palestine. ☐
- 4 Ein Kenya is near to Jericho. ☐
- 5 There are ruins in Sabastiya. ☐
- 6 They are going to Gaza in a bus. ☐

### 4 Read and complete the sentences. Check your spelling.

tour before meet near our tomorrow  
next ruins float travel arrive leave




1 We're going on a \_\_\_\_\_ of Ramallah.



2 Let's go \_\_\_\_\_ 4 o'clock.



3 The shoes shop is \_\_\_\_\_ the clothes shop.



4 This is \_\_\_\_\_ friend.



5 \_\_\_\_\_ is my birthday!



6 I'm \_\_\_\_\_!



7 These \_\_\_\_\_ are very old.



8 My toy duck can \_\_\_\_\_.




9 I'm going to \_\_\_\_\_ by car.



10 Let's \_\_\_\_\_ at ten o'clock.



11 We're \_\_\_\_\_ before the sun goes down.



12 Let's \_\_\_\_\_ at the cinema.



## Read and circle the correct words.

- 1 Ben's family **went** / **are going to** take a holiday.
- 2 Omar **is going to take** / **took** them on a tour in Jerusalem.
- 3 The family **are going to arrive** / **arrived** in Jericho before the Dead Sea.
- 4 Ben **told** / **is going to tell** Omar about the visit to Ein Kenya tomorrow.
- 5 They **are going to leave** / **left** Gaza in the evening.



## Complete the sentences with the correct words.

Tomorrow ... What are they going to do?

- 1 Ben and Amy are \_\_\_\_\_ (take) a holiday.
- 2 Ben's mother is \_\_\_\_\_ (buy) lots of things in the market.
- 3 Ben's father is \_\_\_\_\_ (drive) around Palestine.
- 4 They are \_\_\_\_\_ (meet) the Smith family in Hebron.

## Rivision Worksheet Unit 1

### 1. Read and answer the following questions:

*Ben's family are going to take a holiday next October. They are going to drive around Palestine. They are going to visit Jenin. They are going to pick olives. Before Hebron they are going to visit Bethlehem. The church of the Nativity is there. After Hebron they are going to arrive to Gaza.*

#### A. Read. True or False:

1. Ben's family are going to take a holiday next June. ( )
2. They are going to pick olives in Jenin. ( )
3. Before Hebron they are going to visit Nablus. ( )

#### B. Read and complete:

1. They are going to drive around .....
2. They are going to see the Church of Nativity in .....
3. After Hebron they are going to ..... to Gaza.

#### C. Get from the passage:

1. The opposite of *last* .....
2. Two cities ..... and .....

### 3. Choose the correct answer:

1. Rania (is going to meet – meets – met) Amy tomorrow.
2. Omar and Bilal are going to play basketball (last Sunday – tomorrow – yesterday)
3. Mum is on the phone. Please talk to (him – hir – her)
4. Ben and Amy are playing. Let's take a photo of (them – him – her)
5. Omar (traveling – is going to travel – traveled) next month.

# Can I use it?

## 1 Listen and repeat. 🎧

laptop screen turn on use click choose borrow  
press button try remote control mobile phone

## 2 Listen and answer the questions. 🎧

Screen – you can read blogs on it. When you turn it on, it looks like a TV.

Laptop – it's easy to take this computer with you. It's very light.



Keyboard – you use it to write.


Mouse – you choose things on the screen with it.



Ben and Omar are using the computer. Omar turns on the computer. He uses the mouse and clicks the picture on the screen.



Amy borrows Rania's new mobile phone. Rania tells her, 'You press the blue button to turn on the mobile phone. You press the telephone numbers. Next you press the green button.'



Omar's family are in the living room. Omar has the remote control.

### 3 Read. Then tick the correct sentences.

- 1 You use a keyboard to write on the computer. ☐
- 2 A computer is lighter than a laptop. ☐
- 3 You press the buttons on a remote control to choose a TV programme. ☐
- 4 You borrow things from friends. ☐
- 5 You need to press the button to turn on mobile phones, TVs and computers. ☐
- 6 TVs, computers and laptops all have remote controls. ☐

### 4 Read and complete the sentences. Check your spelling.

try use choose borrow press turn laptop mobile  
phone button remote control screen click



1 I'm going to \_\_\_\_\_ to ride this bike.

2 He's going to \_\_\_\_\_ my computer.

3 Please \_\_\_\_\_ one ice-cream.

4 She's going to \_\_\_\_\_ my book.

5 You need to \_\_\_\_\_ this button.

6 Please \_\_\_\_\_ on the light.

7 This is my \_\_\_\_\_.


8 Please use my \_\_\_\_\_.

9 You need to press this \_\_\_\_\_.

10 Use the \_\_\_\_\_ to turn it on.

11 Look at the TV \_\_\_\_\_.

12 You need to \_\_\_\_\_ the mouse to choose the game.





# 1 Think and complete the sentences with the correct words.

What are you going to do this afternoon?

- 1 I am \_\_\_\_\_ (walk) home.
- 2 I am \_\_\_\_\_ (eat) my lunch.
- 3 I am \_\_\_\_\_ (do) my homework.

# 2 Think and complete the sentences.



- 1 (borrow your bike)  
 \_\_\_\_\_  
 Can I borrow your bike, please?

- 2 (come in)  
 \_\_\_\_\_



- 3 (use your mobile phone)  
 \_\_\_\_\_

- 4 (borrow your book)  
 \_\_\_\_\_



## Rivision Worksheet Unit 2

### 1. Complete the following dialogue:

(Goodbye – watch – Ben – playing – Omar – are – going – Good morning)

**Ben:** Good morning, .....

**Omar:** ....., Omar.

**Ben:** What ..... you doing now?

**Omar:** I'm ..... computer games.

**Ben:** What are you ..... to do this evening?

**Omar:** I'm going to ..... a film about animals.

**Ben:** ....., Omar

**Omar:** Goodbye, .....

### 2. Read the following passage then answer the questions:

*Ben and Omar are using the computer. Omar turns on the computer. He uses the mouse and clicks the pictures on the screen. Ben also uses Omar's computer. He looks at the screen, chooses games and plays them.*

#### A. Complete:

1. Omar and Ben were using the (computer – remote control – mobile phone)
2. Omar clicked on the (laptop - screen – mobile phone)
3. The underlined pronoun (them) refers to (pictures – screen – games)

#### B. Answer these questions from the text.

1. Why does Omar use the mouse? .....
2. What does Ben play on Omar's computer? .....


### 3. Match pictures with sentences.



( )



( )



( )

1. Can I borrow your mobile phone.
2. Please turn on the light.
3. Do you have a computer?

# What will happen?

## 1 Listen and repeat.

robot rescue future everyone spacesuit planet  
spaceship scientist science lab outer space grow

## 2 Listen and answer the questions.

What will happen in the future? There will be robots. They will look like police officers. They will help to rescue us.

That sounds so cool!



People will live on the moon. Everyone will wear spacesuits. It will be very cold on the moon.




People will travel in spaceships to other planets in outer space. Scientists will grow new plants in science labs.



Robots will do all the work. Children will play all day!




Children won't go to school. They will learn at home with computers.



Everyone will use computers. They will be smaller and cheaper than the computers today. They will be lighter.



That's amazing!

**1** Listen and tick the words you hear. Then match them with the pictures. 

1 spaceship

2 spacesuit

3 science lab

4 scientist

a



b




5 planet

6 future

7 grow

8 outer space

e



f



9 rescue

10 everyone

11 robot

i



**2** Read page 56 and write answers to the questions.

One hundred years from now ...

- 1 Where will people live? \_\_\_\_\_
- 2 Who will do the work? \_\_\_\_\_
- 3 Where will children learn? \_\_\_\_\_
- 4 When will this be? \_\_\_\_\_
- 5 How will people travel to outer space? \_\_\_\_\_
- 6 What will people wear on the moon? \_\_\_\_\_

# 1 Read and circle the correct words.

One hundred years from now ...

- 1 Children **won't** / **will** go to school.
- 2 Robots **won't** / **will** help police officers.
- 3 Scientists **won't** / **will** live in space labs.
- 4 People **won't** / **will** live on the moon.
- 5 People **won't** / **will** do their cleaning. Robots will help them.

# 2 Complete the sentences with the correct words.

One hundred years from today ... see page 56. What will we do?

- 1 Robots and police officers \_\_\_\_\_ (rescue) us when we need help.
- 2 We \_\_\_\_\_ (use) cheap and light computers.
- 3 We \_\_\_\_\_ (travel) by spaceship to outer space.
- 4 We \_\_\_\_\_ (learn) at school. Computers will be our teachers!
- 5 We \_\_\_\_\_ (wear) spacesuits on the moon.

# 3 Read and match the sentences with the pictures. Then write them by the pictures.

- |   |   |
|---|---|
| a Robots will cook and clean.                     | b People will live and work on the moon.    |
| c People will travel by spaceship to outer space. | d Children will learn with small computers. |
| e Children will not go to school.                 | f Children will play all day.               |





## Rivision Worksheet Unit 3

### 1. Complete the following dialogue:

(Goodbye – amazing – be – will – rescue – future – Hello – do – look like)

Amy: Hello, .....

Rania: ....., Amy.

Amy: What do you think ..... happen in the future?

Rania: In the ....., there will ..... robots.

Amy: What will they .....?

Rania: They will ..... policemen and they will ..... us.

Amy: That's ..... Thank you and Goodbye

Rania: ..... Amy.

### 2. Read the following passage then answer the following questions:

*In the future, people will live on the moon. They will travel there by spaceships. They will wear spacesuits. It will be very cold on the moon. Scientists will grow new plants in science labs.*

#### A. Complete:

1. In the future, people will live on the (moon – sun – earth)
2. People will wear (t-shirts – trousers – spacesuits)
3. The underlined pronoun **They** refer to (spaceships – people – spacesuits)

#### B. Answer the following questions:

1. What will people wear in the space? .....
2. How will people travel to the moon? .....

#### C. Get from the passage:

1. The opposite of **old** .....
2. The opposite of **hot** .....

### 3. Complete the following sentences:

(labs – everyone – rescue – outer space- grow)

1. Police officers and robots will ..... people.
2. In the future, ..... will have computers.
3. Spaceships will travel to .....
4. Scientists will ..... new plants in science .....

### 4. Choose the correct answer:

1. I (read – reads – am reading) my e-mail every day.
2. People will (travels – travel – traveling) to the moon.
3. There will (be – been – being) robots.

# Sample Test 4

## Part One

*Read the passage then answer the questions :-*

*The children are thinking about one hundred years from now. This will be our future. Robots will help police officers in the rescue. They will help people to cook and clean. Rania thinks children won't work. They will play all day. Omar thinks scientists will live and work in space labs. They will travel in outer space by spaceship. Amy thinks people will live on the moon and wear spacesuits. Ben thinks children won't go to school. They will learn at home with computers. They will have fast small and cheap computers.*

### A- Read and tick (✓) or cross (×) :-

- 1- (    ) Robots will clean the bedrooms.
- 2- (    ) Scientists will work in space labs in outer space.
- 3- (    ) People will travel to planets by plane .
- 4- (    ) Computers will be faster than computers today .

### B- Read and complete the sentences :-



- 1- One hundred years from now \_\_\_\_\_ will help us.
- 2- People will wear \_\_\_\_\_ on the moon.
- 3- People will travel to outer space by \_\_\_\_\_.
- 4- Police officers and robots will \_\_\_\_\_ people.
- 5- Computers will be fast , small and cheap in the \_\_\_\_\_.

### C- Find in the passage :-

- 1- The opposite of ( dirty ) X \_\_\_\_\_  
( slow ) X \_\_\_\_\_

## Part two : Vocabulary

Q1- Match words with pictures:



*Ruins / rescue / spaceship / laptop / robots*

Q2- Complete the sentences with the suitable word:

***Tour / click / future / float / button / press.***

- 1- Omar will have a-----in Palestine.
- 2- Robots will help us in the -----
- 3- Sameer likes to-----in the Dead Sea.
- 4- You should -----the green-----to turn on the TV.
- 5- You need to-----the mouse to choose the game.

### ***Part Three: Language***

**Circle the correct words :-**

- 1- One hundred years from now children ( doesn't - didn't - won't ) go to school.
- 2-She is going to ( use - uses - used ) computers in some lessons in the future .
- 3-I will ( play - plays - played ) basketball next weekend .
- 4- What ( do - does - will ) you do in the future ?
- 5- He( is / are / am ) going to read a story tomorrow.
- 6- What ( do - does - will ) she do next week ?

### ***Part Four Speaking***

**-What do you say:**

1. When you meet your friend :  
a. Good bye                      b. Oh no                      c. Hello
2. When you are going to have a holiday :  
a. Keep calm!                      b. Better, thanks.                      c. I'm so excited!
- 3- When your leave your someone .  
a- Good bye .                      b- Good morning                      c- Good night

### ***Part Five : Writing***

Re-arrange the following sentences:

1 - Rafah They're to tomorrow travel going to .

-----

2- ruins are These old very .

-----