



State of Palestine
Ministry of Education
& Higher Education

NEW
EDITION

English for Palestine

STUDENT'S BOOK & WORKBOOK **1A**

Authorship & Curriculum Supervisory Committee

| | |
|---------------------------------------|-----------------------|
| Mr Ali Manassra (General Supervision) | Ministry of Education |
| Mr Othman Diab Amer (Coordinator) | Ministry of Education |
| Mrs Reem Ayoush | Ministry of Education |
| Dr Samir M Rammal | Birzeit University |
| Dr Hazem Y Najjar | Bethlehem University |
| Ms Fatimah Easa Qassem | Ministry of Education |
| Mr Omar Abdullah Sabbah | Ministry of Education |
| Mr Imad Abdullah Jbour | Ministry of Education |
| Mr Hassan Kharableyeh | Ministry of Education |
| Ms Rula Naji Khalil | Ministry of Education |
| Ms Sana Abed Wazwaz | Ministry of Education |
| Ms Tharwat Shukri | Ministry of Education |
| Mr Mohammad Nassar | Ministry of Education |

Authorship Supervisory Committee (original edition)

| | |
|----------------------------------|-----------------------|
| Dr Hazem Y Najjar (Head) | Bethlehem University |
| Dr Salem Aweiss | Birzeit University |
| Dr Omar Abu Al-Hummos | Al-Quds University |
| Mr Othman Diab Amer (Rapporteur) | Ministry of Education |

English Language Curriculum Team (original edition)

| | |
|----------------------------------|-------------------------|
| Dr Hazem Y Najjar | Bethlehem University |
| Dr Salem Aweiss | Birzeit University |
| Dr Omar Abu Al-Hummos | Al-Quds University |
| Dr Odeh J Odeh | Al-Najah University |
| Dr Samir M Rammal | Hebron University |
| Dr Nazmi Al-Masri | Gaza Islamic University |
| Ms I'tidal Abu Hamdiyah | Ministry of Education |
| Ms Majedah Dajani | Ministry of Education |
| Mr Imad Jabir | Hebron University |
| Mr Suhail Murtaja | Ministry of Education |
| Mr Othman Diab Amer (Rapporteur) | Ministry of Education |

Contents

| Unit and contexts | Language | page |
|--|--|-----------|
| 1 Hello! – Greeting people – Saying your name | <i>hello, hi, goodbye, bye, good morning, good afternoon</i> <i>What's your name? My name's Tala.</i> | 4 |
| 2 Let's eat! – Talking about food – Using numbers | <i>nut, olive, melon, date, egg, bread, cheese</i> <i>1, 2, 3</i> | 10 |
| 3 Animals – Talking about animals – Using numbers | <i>insect, goat, rabbit, cat, kitten, lion, zebra, dog</i> <i>4, 5, 6</i> | 16 |
| 4 My body – Talking about parts of the body – Using numbers | <i>head, hand, finger, leg, face, nose, mouth</i> <i>7, 8, 9, 10</i> | 22 |
| 5 Revision | Revision of the language in Units 1–4 | 28 |
| 6 My classroom – Talking about classroom items – Saying what things are | <i>board, teacher, pencil, book, bag, desk</i> <i>What's this? It's a pencil.</i> | 34 |
| 7 My family – Talking about family – Saying who someone is | <i>Mum, Dad, sister, brother, baby, me</i> <i>Who's this? This is Tala / my brother.</i> | 40 |
| 8 Let's drink! – Talking about drinks – Saying what things are | <i>water, milk, tea, coffee, apple juice, orange juice</i> <i>What's this? It's water.</i> | 46 |
| 9 Revision | Revision of the language in Units 6–8 | 52 |
| Picture dictionary | | 58 |
| The alphabet | | 62 |

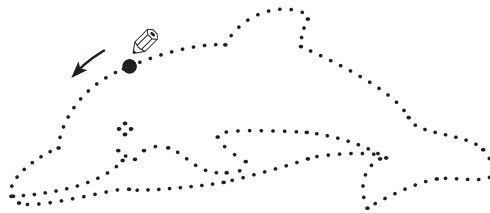
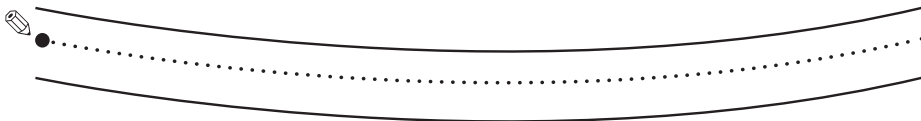

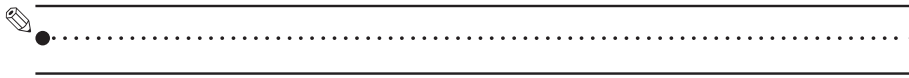
1 Listen and find.  

2 Listen and say.  



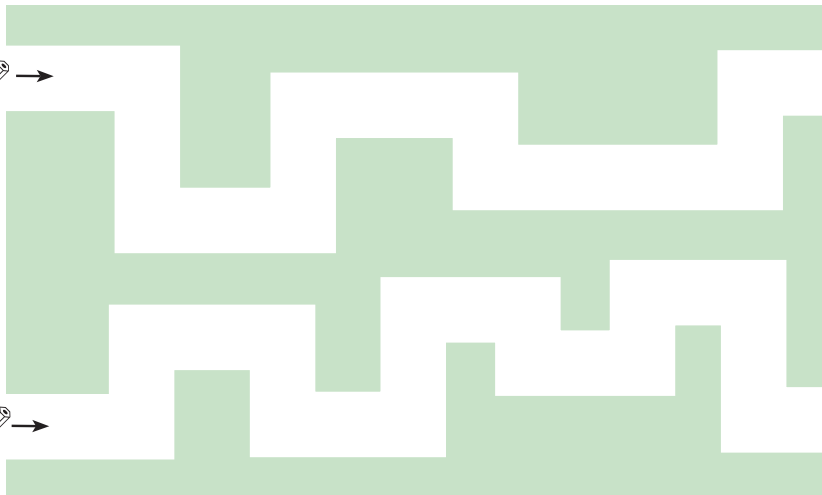
1

Trace.




2

Trace and find. Say.



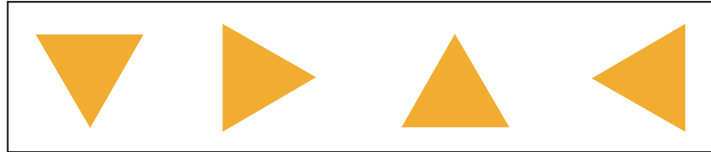
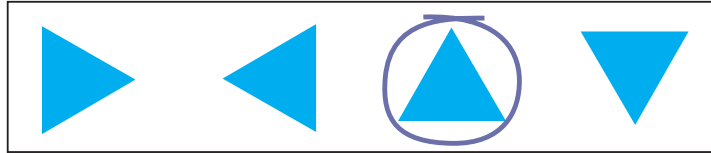
1 Say and match.  

2 Listen and say.  

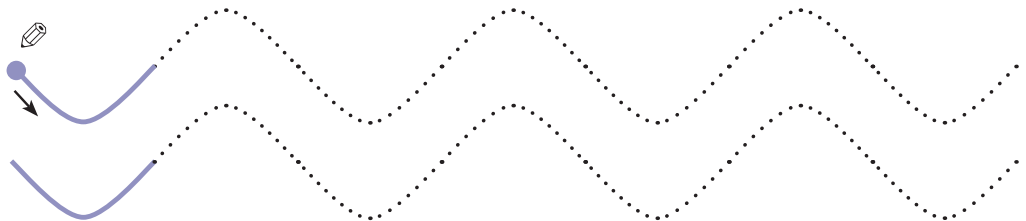


3 Say. 

1 Find and circle.  




2 Trace. 



3 Sing. 

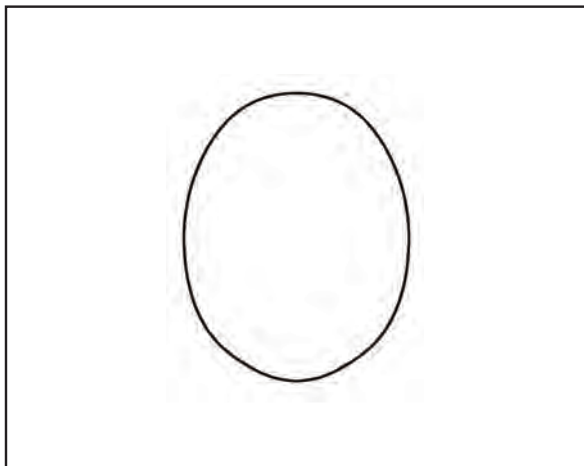
1

Listen and say.




2


Draw and colour. Say.



1 Trace and find. Say.   



2 Trace and find. Say.   




3 Play. 


In Unit 1 children learned: to say hello to ask someone's name to give their own name

1 Listen and match.  

2 Listen and say.  




3 Listen and say.  



1

Find and circle.



2



Trace and copy.



1

2

3






1

Listen and find. Say.



2

Listen and write.





3

Count and write.



1

Match.



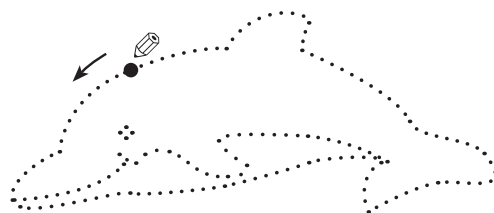
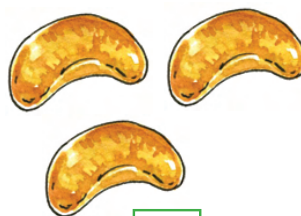
1

2

3


2

Count and write.



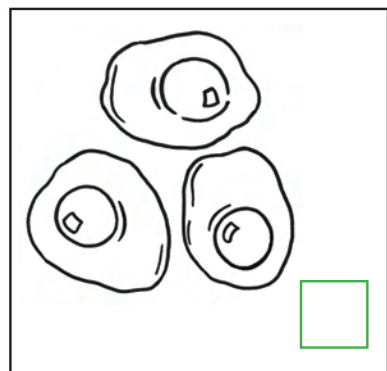
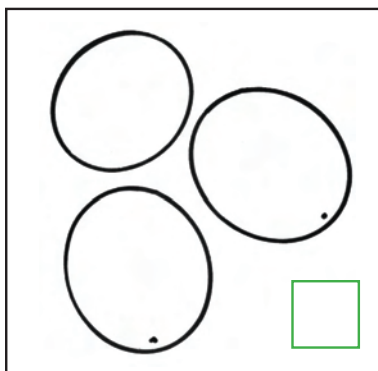
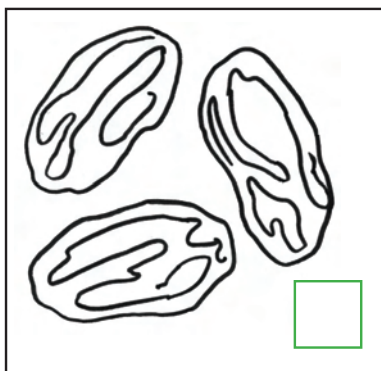
1 Count and write. 

2 Listen and say.  

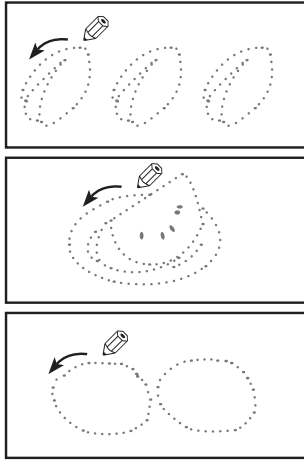


3 Listen. Write and colour.  

1 2 3




1 Trace and match. 



1
2
3

2 Find and circle. Say.   



3 Play. 

In Unit 2 children learned: to talk about food to use the numbers 1, 2, 3


1 Listen and find.  

2 Listen and say.  



3 Listen and say.  

1 2 3 4 5 6



1 Trace and copy. 

4 5 6

Tracing practice for numbers 4, 5, and 6. Each row shows a number with stroke order arrows and numbers (1, 2), followed by two faint copies of the same number. The bottom row contains faint copies of the numbers 4, 5, and 6 for independent copying.


2 Match. 

Matching exercise. On the left, numbers 1, 2, and 3 are written next to boxes containing illustrations: 1 goat, 1 girl, and 2 cats. On the right, numbers 4, 5, and 6 are written next to boxes containing illustrations: 4 cats, 5 beetles, and 4 rabbits. A blue line connects the number 1 to the box with 1 goat.

1 Listen. Say and do.  


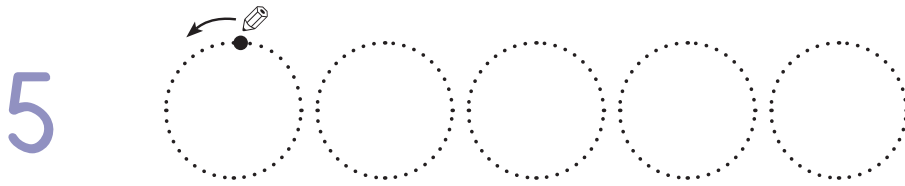
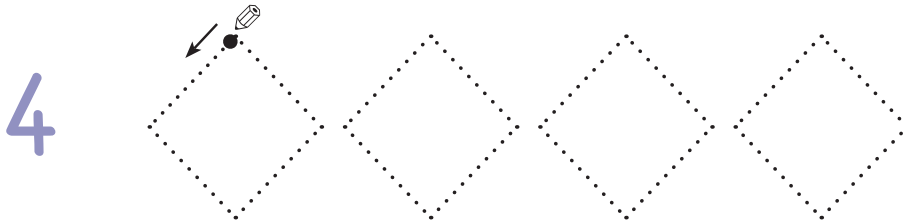


2 Listen and write.  


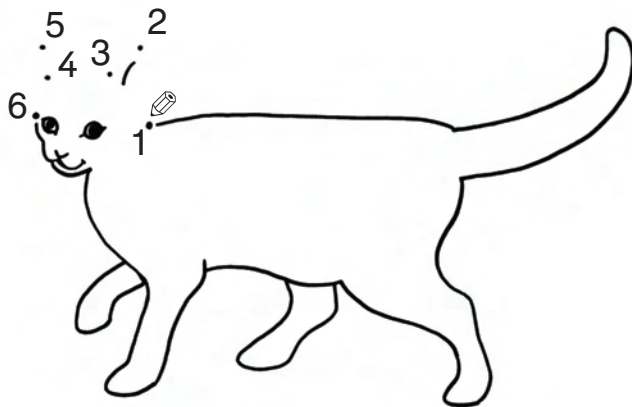


3 Say and do. 

1 Count and trace. 



2 Join. Say.  



3 Sing. 

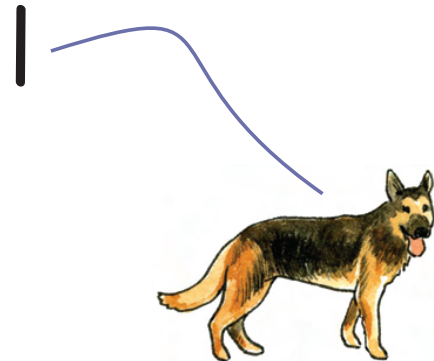




1

Listen and circle.



2

Find and say. Listen.



1 Trace and complete. Copy. 

1 ... 3 ... 5 6

.....

.....

.....

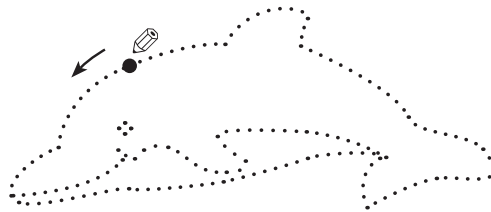
.....

2 Count and write. 









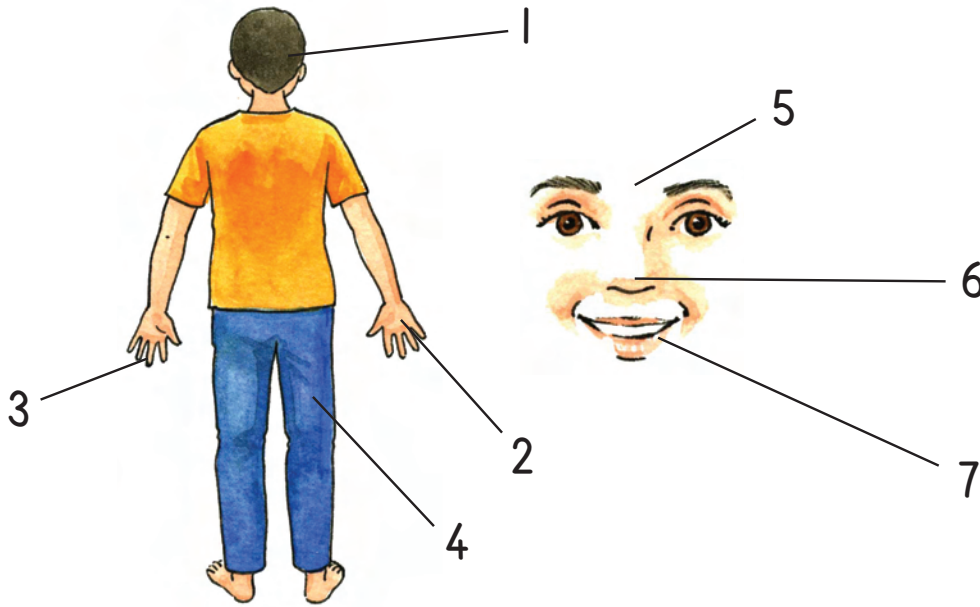
3 Play. 

In Unit 3 children learned: to talk about animals to use the numbers 4, 5, 6

1 Listen and touch. 

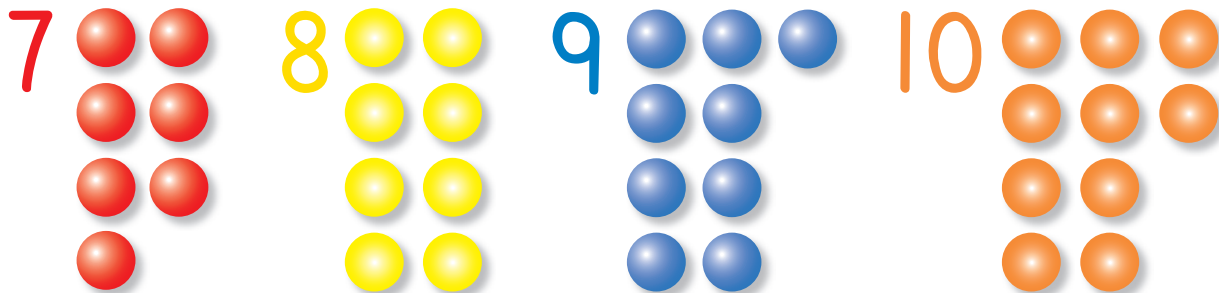


2 Listen and say.  








3 Listen and say.  


1 2 3 4 5 6 7 8 9 10



1 Trace and copy.  7 8 9 10

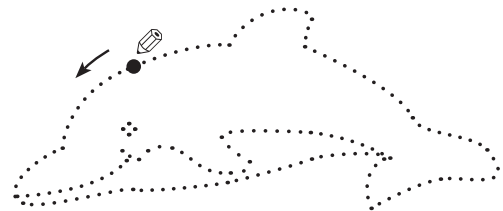
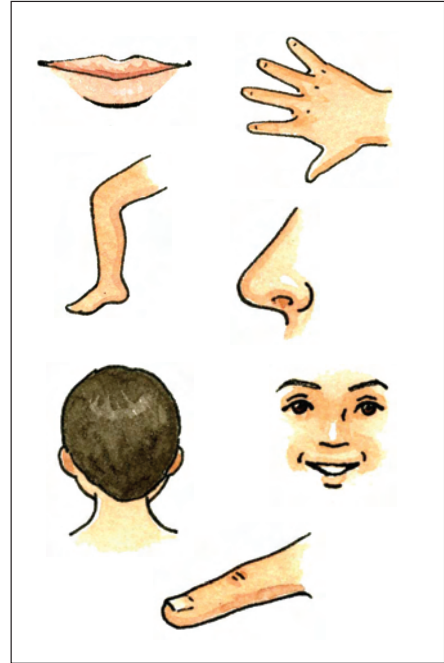


2 Trace and find. Say.   



1

Colour. Find and say.



2

Listen. Touch and say.



3

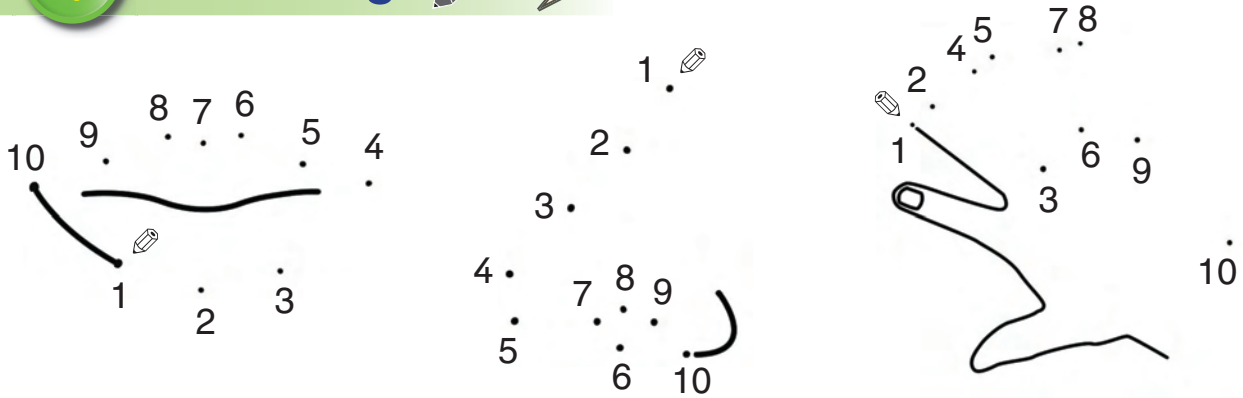
Listen and write.



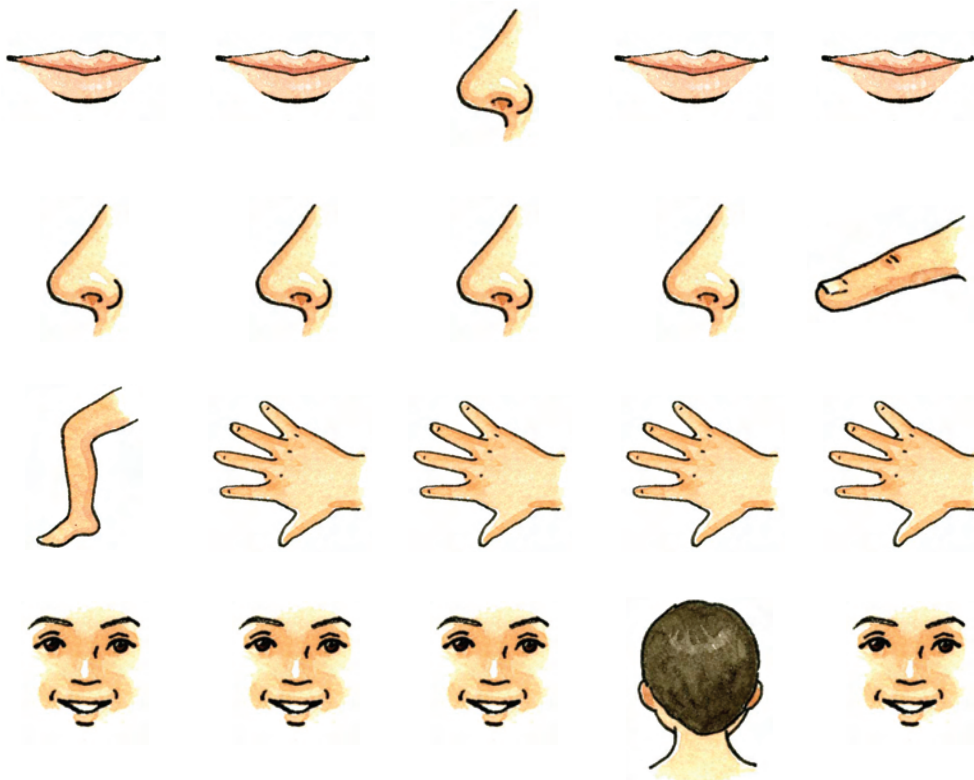
8



1 Join. Say.



2 Find and circle.



3 Sing.




1 Listen and say.  



2 Listen and complete.  

1 2 5 6 ... 8

3 Count and write. 




 =  =  =

 =  =

1 Trace and complete. Copy. 

1 ... 3 ... 5 ... 7 10

2 Count and circle. 



3 Play. 

In Unit 4 children learned: to talk about parts of the body to use the numbers 7, 8, 9, 10

1 Listen and find.  

2 Listen and say.  

3 Count and write. 



4

Trace and copy.

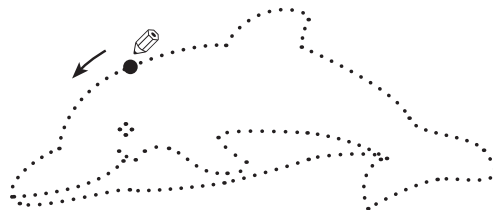


1 2 3 4 5

1 2 3 4 5

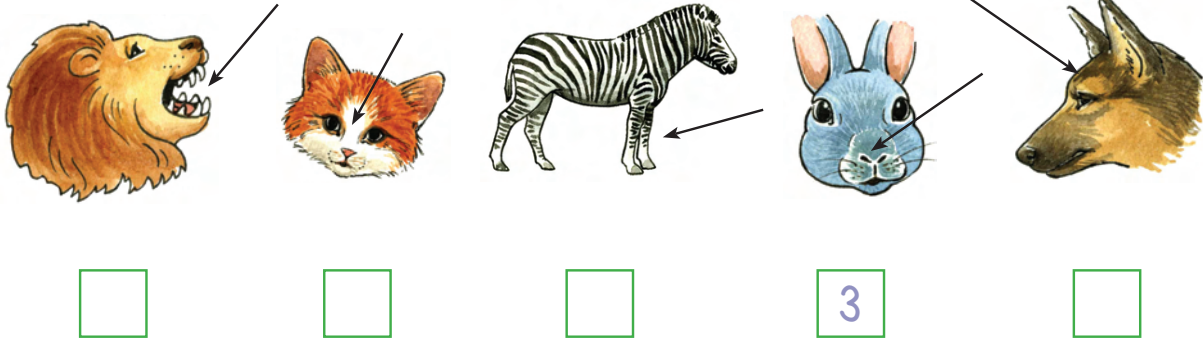
6 7 8 9 10

6 7 8 9 10

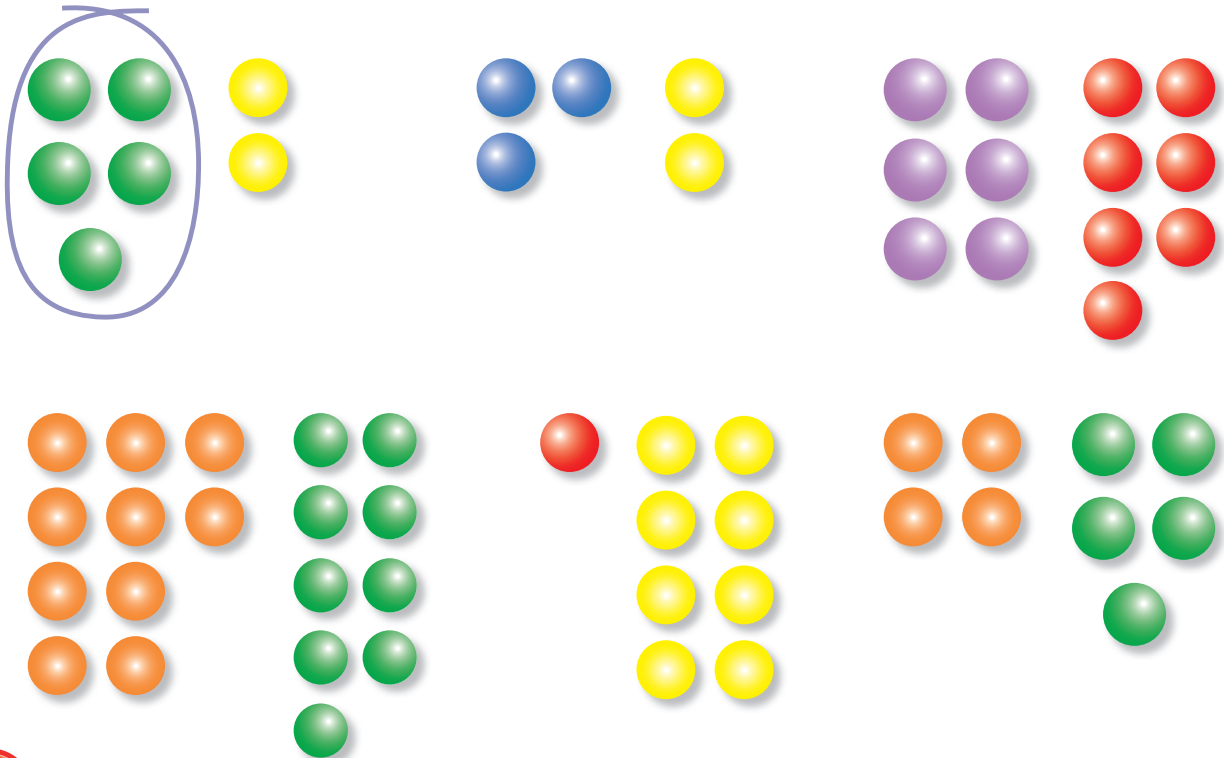


1 Listen and say.  

2 Listen and write.  


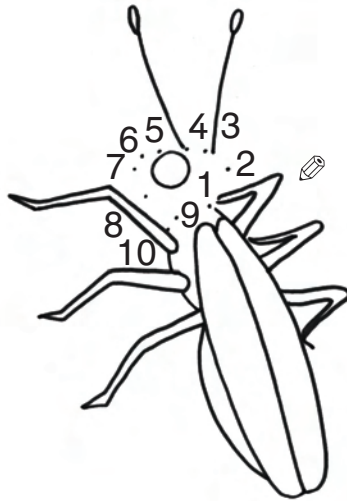
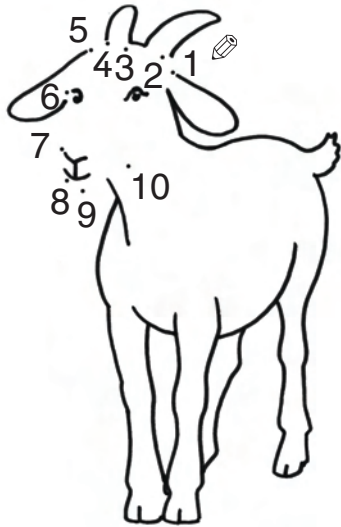


3 Listen and circle.  




4

Join. Say.



5

Count and write.



1

Listen and find.  

2

Listen. Count and say.  



3

Say. 



4

Count and write. Say.



5



5

Find and circle.



In Unit 5 children revised the language learned in Units 1-4

1 Listen and find.  



2 Listen and say.  

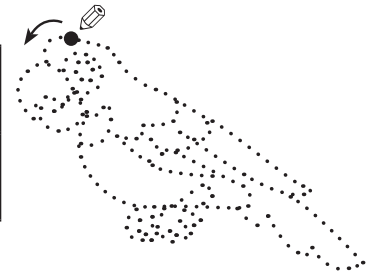


3 Listen and say.  




1 Find and circle.  


| | | | | | | | | | |
|---|---|----------|---|---|---|---|---|---|---|
| a | → | <u>a</u> | a | c | a | a | c | c | a |
| c | → | c | c | c | a | c | c | a | a |



2 Trace and copy. 




 a a

 a a



 c c c

 c c c

1 Listen and find.  



2 Listen and say.  



3 Say. 



1

Write. Say.



1



2



3



4



5



6



2

Trace and copy.



1 Look. Count and write.  



7



2 Listen and say.  



3 Say. 



1 Think and match. Say.



2 Listen and draw.



| | |
|--|--|
| | |
| | |

3 Play.



In Unit 6 children learned: to talk about things in the classroom to ask and say what things are

1

Listen and find.



2

Listen and say.




1 Find and circle.  

| | | | | | | | | | |
|---|---|----------|---|---|---|---|---|---|---|
| e | → | <u>e</u> | o | o | e | o | e | o | e |
| o | → | o | e | o | o | e | o | e | o |

2 Trace and copy. 



 e e

 e e



 o o

 o o

3 Sing. 

1 Listen and circle.



Who's this?

This is Wafa.



2 Listen and say.



3 Listen and write.



1 Think and write. 



1

2

3


4

5

6



2 Trace and copy. 



3 Match. 

a c e o

e o a c

 e o c a

o e c a

1 Listen and find.  

2 Listen and say.  

Who's this?

This is my mum.







3 Say. 


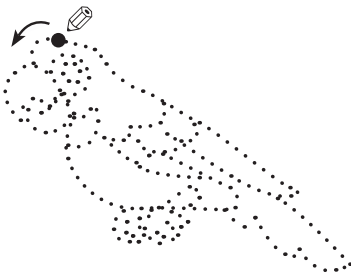
Who's this?

This is the baby.

1 Match and say.  

o  

e  

c  

a

2 Find and circle.  

| | | | | | | | | | |
|---|---|---|---|---|---|---|---|---|---|
| a | → | a | a | e | a | a | e | e | a |
| c | → | c | a | c | a | c | c | a | c |
| e | → | e | o | o | e | o | o | e | o |
| o | → | o | a | o | a | o | a | a | a |

3 Play. 

In Unit 7 children learned: to talk about family to ask and say who someone is

1 Listen and find.  

2 Listen and say.  



3 Listen and write.  



3



1


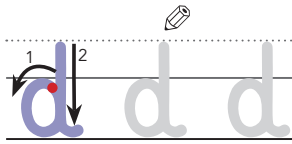
Find and circle.



| | | | | | | | | | |
|---|---|---|---|---|---|---|---|---|---|
| d | → | d | g | d | g | g | d | g | g |
| g | → | g | g | q | q | g | g | q | q |
| q | → | q | q | d | d | q | d | q | q |

2


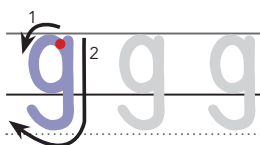
Trace and copy.

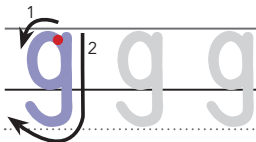
Tracing practice lines for the letter 'd' on a four-line grid.




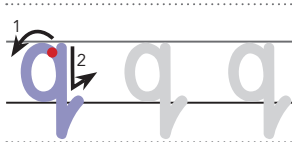
Tracing practice lines for the letter 'd' on a four-line grid.

Tracing practice lines for the letter 'g' on a four-line grid.



Tracing practice lines for the letter 'g' on a four-line grid.

Tracing practice lines for the letter 'q' on a four-line grid.



Tracing practice lines for the letter 'q' on a four-line grid.

Unit 8 Period 3

1 Listen and find.  

2 Listen and say.  

What's this?

It's apple juice.



3 Say. 

What's this?

It's water.

1

Match.



c



d



q

g

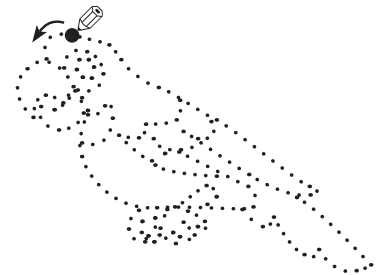


a

o

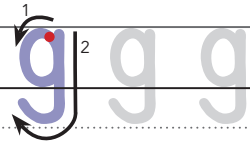
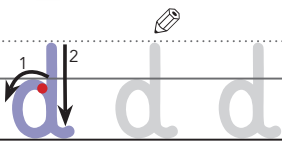


e



2

Trace and copy.



1

Match. Listen.



1

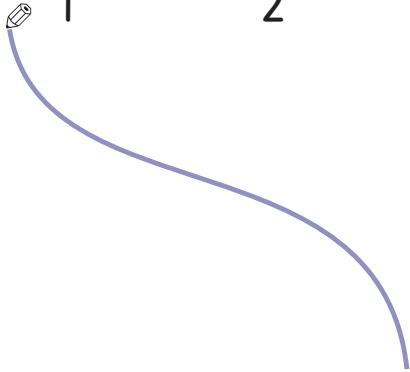
2

3

4

5

6



2

Listen and say.



3

Listen and chant.



1 Circle. 



a o



c g



c d



q g



o e



d g

2 Count and match. 

5



6



7



8



9



10



3 Play. 

In Unit 8 children learned: to talk about drinks to ask and say what things are

1 Listen and find. 🎧 👁️

2 Listen and say. 🎧 💬



3 Say. 💬

What's this?

It's a book.


4

Write. 

a c d e g o

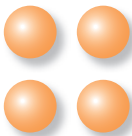


g



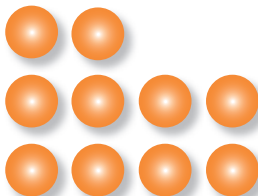



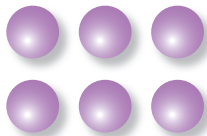


5

Count and write. 



4



1 Listen and find.  

2 Listen and say.  



3 Say. 

Who's this?

This is my dad.

What's this?

It's a zebra.

4

Match.



e d a q g o c

d q e o c a g



5

Find and circle.



a



bag



hand



Sami

c



cat



coffee



insect

6


Complete.



1 2 _ 4 _ 6 _ _ 9 _

1 Listen and find.  

2 Listen and say.  



3 Find and say.  

What's this? It's coffee.

4

Count and write. 

a a a a a a a a

c c c

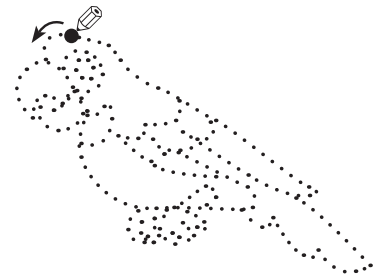
e e e e e e e

o o o o o o o o o o

d d d d

g g g g g

q q

 c = 3 = 4 = 5 = 8 = 10 = 2 = 7

Picture dictionary

a

Amir



apple juice



book



bread



brother



bye



coffee



d

Dad



b

baby



bag



board



c

cat



cheese



dates



desk



dog



e

egg



h

hand



k

kitten



f

face



hello



l

hi

leg



finger



i

lion



insect



g

goat



m

me



j


goodbye



juice



melon



milk



p

s

mouth



pencil



Salwa



Mum



Pip



Sami



n

Polly



sister



nose



nuts



r

t

rabbit



Tala



o

tea



olives



teacher



orange juice




w

water



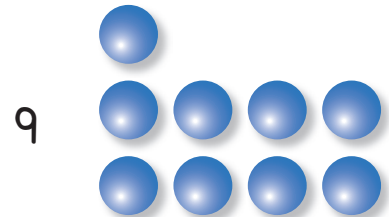
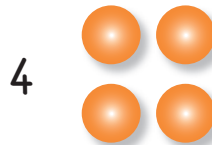

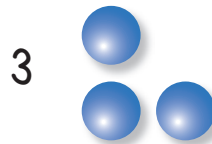

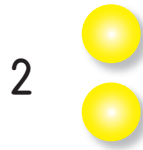


numbers







z

zebra



The alphabet

| | | | | | |
|---|---|-------|---|--|--------|
| a |  | apple | h |  | hand |
| b |  | bag | i |  | insect |
| c |  | cat | j |  | juice |
| d |  | dog | k |  | kitten |
| e |  | egg | l |  | lion |
| f |  | fig | m |  | melon |
| g |  | goat | n |  | nut |

a b c d e f g h i j k l m

o



olive

v



van

p



pencil

w



water

q



quiet

x



box

r



rabbit

y



yo-yo

s



skate

z



zebra

t



teacher

u



umbrella

n o p q r s t u v w x y z

Macmillan Education
Between Towns Road, Oxford OX4 3PP
A division of Macmillan Publishers Limited
Companies and representatives throughout the world

ISBN 978-0-2304-1355-9

Text © Wendy Arnold 2011
Design and illustration © Macmillan Publishers Limited 2011

First published 2011

All rights reserved; no part of this publication may be reproduced, stored in a retrieval system, transmitted in any form, or by any means, electronic, mechanical, photocopying, recording, or otherwise, without the prior written permission of the publishers.

Designed by Melissa Swan
Illustrated by Ruth Palmer
Cover design by Macmillan Publishers Limited 2011
Cover illustration by Ruth Palmer

Publishing management by Hyphen S.A.

Authors' acknowledgements

The author would like to thank her wonderfully patient project manager, Tracy Traynor, and the publishing team at Macmillan, as well as all the committee in Palestine who have tirelessly given their time to this project.

The authors and publishers would like to thank the following for permission to reproduce their photographs:

Palestine Photo Bank/Steve Sabella p34;
Photoshot/WpN/UPPA p40, **Photoshot/WpNUPPA/Photoshot**

Printed and bound in Palestine by A R Hijawi & Sons

2016 2015 2014 2013 2012 2011
10 9 8 7 6 5 4 3 2 1