



State of Palestine
Ministry of Education
& Higher Education

NEW
EDITION

English for Palestine

PUPIL'S BOOK **2B**

Authorship & Curriculum Supervisory Committee

Mr Ali Manassra (General Supervision)	Ministry of Education
Mr Othman Diab Amer (Coordinator)	Ministry of Education
Mrs Reem Ayoush	Ministry of Education
Dr Samir M Rammal	Birzeit University
Dr Hazem Y Najjar	Bethlehem University
Ms Fatimah Easa Qassem	Ministry of Education
Mr Omar Abdullah Sabbah	Ministry of Education
Mr Imad Abdullah Jbour	Ministry of Education
Mr Hassan Karableyeh	Ministry of Education
Ms Rula Naji Khalil	Ministry of Education
Ms Sana Abed Wazwaz	Ministry of Education
Ms Tharwat Shukri	Ministry of Education
Mr Mohammad Nassar	Ministry of Education





Authorship Supervisory Committee (original edition)

Dr Hazem Y Najjar (Head)	Bethlehem University
Dr Salem Aweiss	Birzeit University
Dr Omar Abu Al-Hummos	Al-Quds University
Mr Othman Diab Amer (Rapporteur)	Ministry of Education

English Language Curriculum Team (original edition)

Dr Hazem Y Najjar	Bethlehem University
Dr Salem Aweiss	Birzeit University
Dr Omar Abu Al-Hummos	Al-Quds University
Dr Odeh J Odeh	Al-Najah University
Dr Samir M Rammal	Hebron University
Dr Nazmi AL-Masri	Gaza Islamic University
Ms I'tidal Abu Hamdiyah	Ministry of Education
Ms Majedah Dajani	Ministry of Education
Mr Imad Jabir	Hebron University
Mr Suhail Murtaja	Ministry of Education
Mr Othman Diab Amer (Rapporteur)	Ministry of Education





Contents

Unit and contexts	Language	page
10 My hobbies <ul style="list-style-type: none">– Talking about the activities you like– Saying what other people like doing	<i>playing football, dancing, swimming, drawing, reading, singing, playing with friends</i> <i>What do you like? I/We like playing football.</i> <i>What does he/she like? He/She likes swimming.</i>	4
11 Transport <ul style="list-style-type: none">– Talking about transport– Distinguishing items using <i>this</i> and <i>these</i>	<i>ship, plane, train, bus, van, car, bike</i> <i>This ship is fast. These cars are slow.</i> Review: <i>big, small</i>	10
12 Let's find out! <ul style="list-style-type: none">– Talking about classroom items– Saying where things are	<i>flag, pen, keyboard, mouse, ruler, eraser, crayon</i> <i>What can you see? I can see a flag.</i> <i>The keyboard is next to the mouse.</i> Review: items in a living room, prepositions	16
13 Let's go shopping! <ul style="list-style-type: none">– Asking for clothes in a shop– Describing clothes using colours	<i>sweater, socks, hat, pyjamas, boots, shirt</i> <i>My sweater is small.</i> <i>I'd like a new sweater. I'd like new boots.</i> <i>Here you are.</i> <i>Thank you.</i> Review: clothes, colours	22
14 Revision	Revision of the language in Units 10–13	28
15 Guess who? <ul style="list-style-type: none">– Talking about your extended family– Describing what people look like	<i>grandfather, grandmother, cousin, dad, mum, brother, sister</i> <i>blonde, brown</i> <i>I'm (very) tall. He's/She's (very) short.</i> <i>I have black hair and brown eyes.</i> <i>He/She has blonde hair and green eyes.</i> Review: colours	34
16 My country <ul style="list-style-type: none">– Talking about where people come from– Describing your country and town	<i>mountain, river, town, tree, flower, the sea</i> <i>Palestine, Hebron, Haifa, Bethlehem, Gaza, Jerusalem, Nablus</i> <i>Where are you from? I'm from Hebron.</i> <i>Where's he/she from? He's/She's from Gaza.</i>	40
17 Happy birthday! <ul style="list-style-type: none">– Talking about birthdays– Saying how you feel	<i>candles, balloons, cake, party, birthday, present</i> <i>Happy birthday!</i> <i>How do you feel? I feel happy/sad.</i> Review: numbers, colours, age, toys	46
18 Revision	Revision of the language in Units 10–17	52
Picture dictionary		58
The alphabet		62



1

Listen and find.  

2

Listen and say.  

What do you like?

I like **playing football**.



Sami



Salwa



Tala



Amir



Mum



Jamila



Adam

3

Listen and say.  

4



Period 2

1

Look. Read and write.



1 I like dancing.

e

4 I like swimming.

2 I like playing football.

5 I like reading.

3 I like singing.

6 I like drawing.



2

Write.




playing dancing drawing
playing reading ~~swimming~~



swimming



with friends



football



1

Listen and find.  

2

Listen and say.  

He likes ...

She likes ...



1



2



3



4



5



6

3

Say. 

What does Amir like?

He likes playing football.

She likes ...



Unit 10 Period 4

1

Read and write.



1 He likes playing football.

☐

3 He likes singing.

☐

2 She likes swimming.

☐

4 She likes playing with friends.

☐

2

Write.



He likes She likes



_____ dancing.



_____ swimming.



_____ reading.



_____ drawing.

3

Sing.



1 Listen and write.



2 Listen and say.



I like playing football.



I like swimming.



I like playing with friends.



She likes playing football.

He likes swimming.

She likes playing with friends.



We like playing with friends!

3 Say.



What do you like?

I like **swimming**.

We like ...



Unit 10 Period 6

1

Trace and copy.



the this

here there

2

Read and circle.



I / We like playing football.



She / We like singing.



He / She likes drawing.



We / She likes reading.

3

Play.



In Unit 10 children learned: to say what activities they and other people like ☐




1 Listen and find.  

2 Listen and say.  

What's this?

It's a ...



3 Say. 

What's this?

It's a ...



Period 2

1

Read and write.



a



1 a black train

d

2 a red plane

3 a green ship

4 a white bus

5 a blue bike

6 a yellow car

d



b



e



c



f



2

Write.



a ship a van a car a plane a bike a train



1 a car

3 _____

5 _____

2 _____

4 _____

6 _____



Unit 11 Period 3

1

Write. Listen.




2

Listen and say.




bus car train bike




1

The _____ is fast.




2

The _____ is slow.



3

The _____ is slow.



4

The _____ is fast.

3

Say.



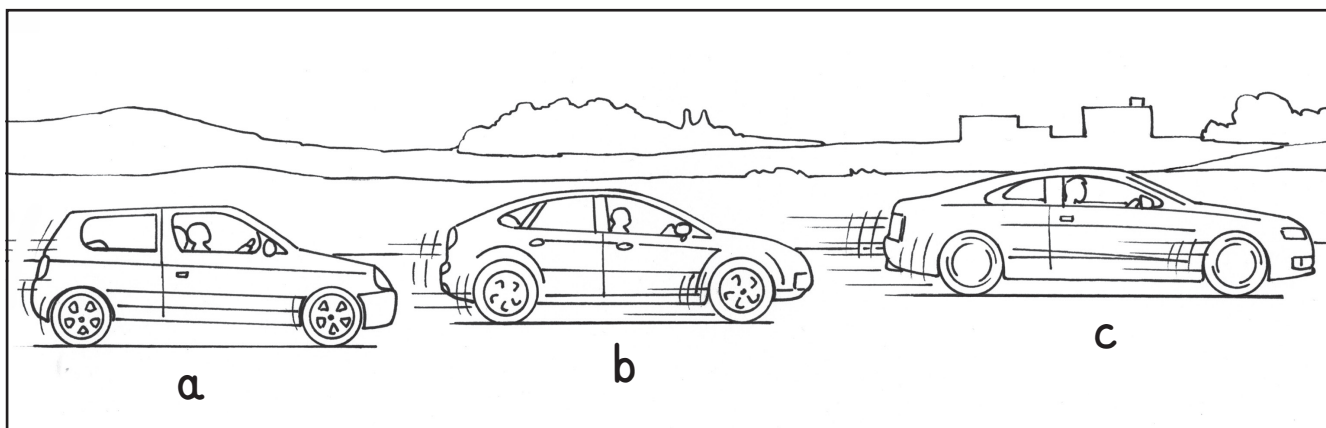
The train is fast.



Unit 11 Period 4

1

Read and colour. Write.



1 The blue car is fast.

☐

2 The green car is very slow.


☐

3 The red car is slow.

☐


2

Read and circle.




1

The car is **very slow** / fast.




2

The train is **very fast** / slow.



3

The bike is **slow** / fast.



4

The boy is **very fast** / very slow.

3

Sing.



1

Listen and write.



2


Listen and say.



This ship is big.

These ships are small.


1


☐


2


☐


3


☐


4


☐

5


☐

6


☐

3

Say.



This ship is big.

These ships are small.



Unit 11 Period 6

1

Trace and copy.




no yes your


down up

2

Write.



1



2



3

4



1 trains / small. / are / These

2 big. / This / plane / is

3 small. / van / This / is

4 are / ships / big. / These

3

Play.



In Unit 11 children learned: to talk about transport ☐ to distinguish items using *this* and *these* ☐
to describe means of transport ☐



1 Listen and find. 🎧 👁️

2 Listen and say. 🎧 💬

What can you see?


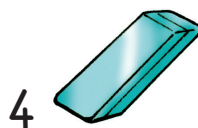
I can see a flag.



3 Say. 💬

What can you see?

I can see a pen.





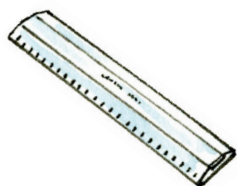
Period 2

1


Read and write.



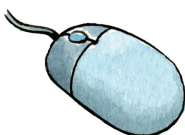
a



b



c



d



1 a keyboard

b

2 a ruler

3 a mouse


4 a crayon

5 an eraser

6 a pen

7 a flag

e



f



g



2

Think and write.



a flag a keyboard a mouse a pen a ruler an eraser

1

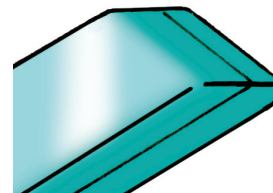


a pen


2




3



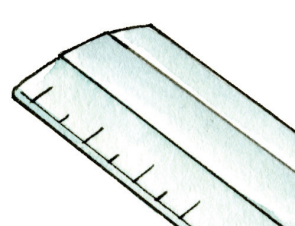
4



5



6



1 Listen and find. 🎧 👁️

2 Listen and say. 🎧 💬

Where's the ... ?

It's ...



3 Say. 💬

Where's the **pencil**?

It's **under** the **sofa**.



Unit 12 Period 4

1

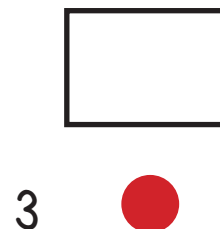
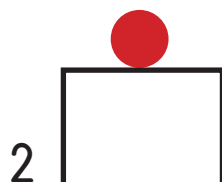
Match.



on

under

next to



2

Write.



next to under on



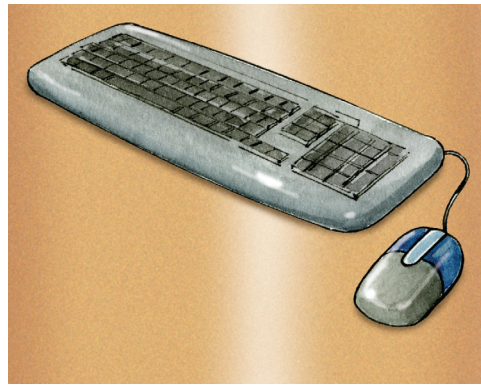
The chair is _____
the window.



The computer is _____
the table.



The eraser is _____
the computer.



The mouse is _____
the keyboard.

1 Listen and find. 🎧 👁️

2 Listen and say. 🎧 💬

Where's the ... ?

It's ...



3 Say. 💬

Where's the **eraser**?

It's **between the ruler and the pen.**



1

Trace and copy.



i'm

me my



2

Draw and write.



pen crayon ruler eraser

on between next to in



1 The _____ is _____ the table.

2 The _____ is _____ the box.

3 The _____ is _____ the chair.

4 The _____ is _____ the book and the ball.

3

Play.



In Unit 12 children learned: to talk about classroom items ☐ to say what they can see ☐
to ask where something is and respond using prepositions ☐



1

Listen and find.



2

Listen and say.



The sweater is blue.

The socks are ...



3

Say.



The sweater is blue.

The socks are ...



1

Read and colour. Write.




a



b



c



1 The shirt is red and white. ☐

2 The pyjamas are yellow. ☐

3 The boots are green and blue. ☐

2

Write.



a shirt a hat boots socks a sweater ~~pyjamas~~

1



2



3



pyjamas

4



5



6



1

Listen and find. 🎧 👁️

2

Listen and say. 🎧 💬

I'd like a new sweater.

I'd like new socks.



3

Say. 💬

I'd like a new hat.

I'd like new pajamas.



Unit 13 Period 4

1

Write.




jeans shoes ~~t-shirt~~
dress shorts skirt

1




I'd like a new
t-shirt.

2



I'd like a new
_____.

3



_____ new
_____.

4



_____ new
_____.

5



_____ a new
_____.

6



_____ new
_____.

2

Find and circle. Write.



d	q	o	s	b	r	l
l	t	c	w	h	j	a
n	u	y	e	t	e	r
p	y	j	a	m	a	s
e	a	g	t	j	n	h
l	b	s	e	i	s	o
s	k	i	r	t	b	e
f	x	s	o	c	k	s

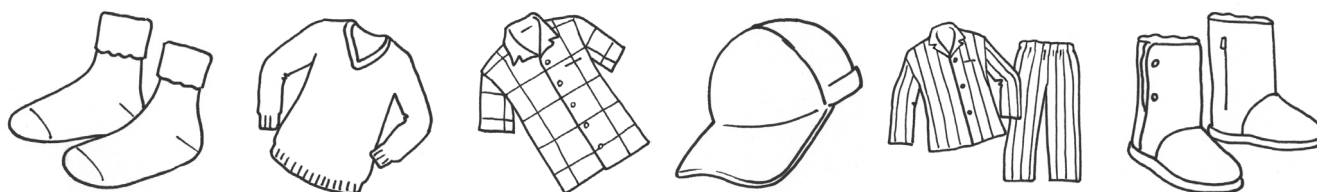
3

Sing.



1

Listen and colour.



2

Listen and say.



3

Listen and say.



4

Say.



I'd like a black sweater, please.

Here you are.

Thank you.



1

Trace and copy.



you we


he she

2

Write.



hat t-shirt ~~sweater~~
skirt shirt boots shorts
jeans shoes



- 1 a green sweater
- 2 a yellow _____
- 3 a white _____
- 4 a yellow and red _____
- 5 a green and black _____
- 6 red _____
- 7 black _____
- 8 blue _____
- 9 blue and red _____

g

3

Play.




In Unit 13 children learned: to ask for clothes in a shop ☐ to describe clothes using colours ☐



1

Listen and write.



2

Say.



Where's ... ?

It's ...



3

Listen and say.



4

Read and write.



a

1 The book is **next to** the plane.2 The boots are **under** the chair.3 Tala is **at** her house.4 The hat is **in** the bag.5 The computer is **on** the table.6 The crayon is **between** the nuts and the dates.

f



d



e



f

5

Write.



next to on under between in at




1

Sami is **at** the mosque.


2

The socks are _____ the boots.



3

The butterfly is _____ a flower.




4

The eraser is _____ the pen and the pencil.



5

The pyjamas are _____ the bed.



6

The ruler is _____ my hand.

Unit 14 Period 2


1

Listen and write.



I'd like ...












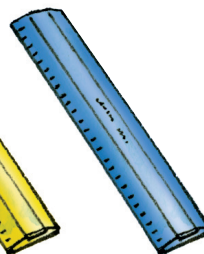
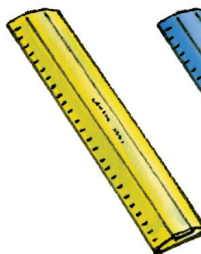

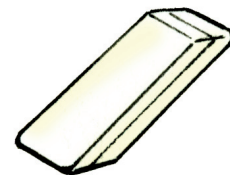








2

Listen and say.



3

Say.



I'd like ...

Here you are.


Thank you.

**4****Read and write.**

1 This car is slow.


a

2 This ball is small.



3 These boots are big.

4 These pyjamas are red.



5 This bike is fast.

6 These boots are green.

**5****Trace and copy.**

what are

have like

6**Read and circle.**

1 This bike **is / are** slow.

2 These boots **is / are** black.

3 These pyjamas **is / are** blue.

4 This ball **is / are** big.



Unit 14 Period 3

1

Listen and write.



He We I She

___ like dancing.



2

___ like playing football.



3



___ likes playing with friends.

4



___ likes drawing.

2

Listen and write.



3

1 playing football

3 playing with friends

5 drawing

2 dancing

4 swimming

6 reading

3

Say.



I like dancing.

We like ...

He likes ...

She likes ...

**4****Complete.**

a _ c _ e _ g _ i _ k _ m
_ o _ q _ s _ u _ w _ y _

5**Complete.**

_ B _ D _ F _ H _ J _ L _
N _ P _ R _ T _ V _ X _ Z

6**Write.****1**

reading. / We / like

**2**

drawing. / like / I

**3**

She / playing / football. / likes

**4**

playing / with friends. / He / likes

1

Listen and write.






2

Listen and say.



This is my brother.



3

Listen and say.



He's short.



He's tall.



I'm tall.

She's short.

4

Say.



This is my grandfather.

He's short.



1

Read and circle.



My brother is short / tall.



My cousin is short / tall.

2

Write.



He's She's short tall



3

Write.



mum grandfather cousin
grandmother brother ~~dad~~

1



dad

2



3



4



5



6



1

Listen and find.




2

Listen and say.




I have black hair and brown eyes.



Manar

She has red hair and green eyes.




my grandmother



She has blonde hair and blue eyes.

I have black hair and brown eyes.




Nabil

He has brown hair and blue eyes.



my grandfather



He has white hair and green eyes.

3

Say.



I have **black** hair and **brown** eyes.

He has ...

She has ...




Unit 15 Period 4

1


Read and colour.



He has brown hair
and blue eyes.



She has red hair
and brown eyes.



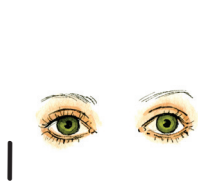
She has blonde hair
and green eyes.

2

Write.



hair eyes red green blue brown blonde black



1 green eyes

2 _____

3 _____

4 _____

5 _____

6 _____

3

Sing.



1

Listen and write.



2


Listen and say.



my mum



my grandfather



my brother



my cousin




my grandmother



my baby sister



my dad



3

Say.



He's **short**. He has **brown** hair and **green** eyes.

It's **your** cousin.

She's ... She has ... hair and ... eyes.



Unit 15 Period 6

1

Trace and copy.



come go

do don't

2

Draw and colour. Write.



He She short tall green red blonde black blue brown



This is me.

I am _____.

I have _____ hair.

I have _____ eyes.

This is my friend _____.

_____ is _____.

_____ has _____ hair.

_____ has _____ eyes.

3

Play.




In Unit 15 children learned: to talk about the extended family ☐ to describe what people look like ☐

39



1 Listen and find. 🎧 👁️

2 Listen and say. 🎧 💬



3 Say. 💬

What's **that**?


It's **a river**.



Period 2

1

Read and write.



1 It's a tree.

b


2 It's a mountain.

3 It's a town.

4 It's a flower.

5 It's the sea.

6 It's a river.



2

Think and write.



It's a mountain a tree a river a town a flower the sea



It's a town.




1

Listen and write.



Where are you from?

I'm from ...



2

Listen and say.



3

Say.

Where are you from?

I'm from Jerusalem.





Unit 16 Period 4

1

Write.



Where are you from?

sublaN

brHeon

hemleBeth

meJersalu

Gaaz

faHai

1 I'm from Nablus.

2 I'm from _____.

3 _____

4 _____

5 _____

6 _____

2

Write.




mountains trees flowers towns rivers

We're from Palestine. Palestine is our country. It has ...

1 _____ 2 _____ 3 _____

4 _____ 5 _____



1

Listen and write.





2

Listen and say.



Where's he / she from?

He's / She's from **Nablus**.





3

Say.



Where's he / she from?

He's / She's from ...



Unit 16 Period 6

1

Trace and copy.



a an

at and

2

Write.



He's She's We're from
Gaza Haifa Jerusalem



1



2



3

3

Play.



In Unit 16 children learned: to ask where people come from ☐
to say where they and others come from ☐
to describe their country and town ☐




1

Listen and write.



2

Listen and say.



3

Say.






1

Read and colour. Write.



a



b



c

1 red balloons ☐

2 blue presents ☐

3 yellow candles ☐

2

Write.



balloons candles party cake presents birthday

1



birthday

2



3



4



5



6



1

Listen and find.  

2

Listen and say.  



3

Say. 

How do you feel?

I feel happy.

I feel sad.



Unit 17 Period 4

1

Read and circle.



I feel
happy / sad.

I feel
happy / sad.

I feel
happy / sad.

I feel
happy / sad.




2


Draw and write.



sad happy



I feel _____.



I feel _____.

3

Sing.



1

Listen and colour.



2

Sing.



3

Listen and say.



4

Say.





Unit 17 Period 6

1

Trace and copy.



in big


it is it's

2

Write.



balloons happy birthday
presents party



I feel _____.

It's Salwa's birthday.

This is her party.

The _____ are yellow.

She has four _____.

Happy _____, Salwa!

3

Play.



In Unit 17 children learned: to talk about birthdays ☐ to express whether they feel happy or sad ☐

51



1

Listen and match.




2

Listen and say.



Where's he from?

Where's she from?




Nablus



Gaza



Haifa



Bethlehem



Jerusalem

3

Say.



Where's he / she from?

He's from **Haifa**.

She's from ...



4

Read and circle. Write.



1 This is my **cousin / mother**.

2 He has black hair and **green / brown** eyes.

3 He's from **Nablus / Gaza**.

1 This is my **sister / grandfather**.

2 She has **red / blonde** hair and green eyes.

3 She's from **Jerusalem / Bethlehem**.



5

Trace and copy.



on up


all small



1

Count and write. Listen.













2

Listen and say.



3

Say.



How many **candles**?

What colour?

**4****Complete.**

1 2 3 _____ 7 _____
_____ 13 _____ _____ 20

5**Listen and circle.**

a 17 9 4 19
b 7 11 14 8
b 1 5 20 19

d 16 13 2 3
e 10 20 19 12
f 8 14 17 18

6**Write.**

sad I happy feel



1 Listen and find. 🎧 👁️

2 Listen and say. 🎧 💬



my grandmother



me



my baby sister



my grandfather



my dad



my brother



my mum



my cousin

3 Say. 💬


He / She likes ... Who is it?

4

Read and write.



a



1 He likes playing football.

b



2 It's his birthday.

c



3 She's from Gaza.

4 She likes playing with friends.

5 He's on a ship.

6 She has a ruler.

7 His pyjamas are brown.


8 The green train is fast.

d



c

e



f



g



h



5

Complete.



___ c ___ f ___ i ___ l ___

___ o ___ r ___ u ___ x ___

A ___ D ___ G ___ J ___ M

___ P ___ S ___ V ___ Y ___

6

Play.



In Unit 18 children revised the language learned in Units 10–17 ☐

57

Picture dictionary

a

at



b

balloons



bee



between



bird



birthday



black



blonde



blue



boots



boy



brother



brown



butterfly



c

cake



candles



chair



chicken



chocolate



church



clap



close



come here



computer



crayon



d

dad



dancing



date



drawing



dress



e

ear



eraser



eye



f

face



finger





fish



flag



flower



friend



g

girl



go there



grandfather



grandmother



green



h

hair



hand



hat



head



hop



house



i

ice cream



in



insect



j

jeans



jump



k

keyboard



kunafeh



l

leg



m

meat



mosque



mountain



mouse



mouth



mum



n

next to



nose



o

on

open



p

park



party



pen



plane



playground



playing

football



playing with
friends



presents



pyjamas



r

reading



red




rice



river



rug



ruler



s

salad



school



sea



ship



shirt



shoes



shop



shorts



shoulder



singing



sister



sit down



skirt



socks



sofa



stand up



sweater



swimming



t

table



telephone



touch



town



train





tree



t-shirt




TV



u

under



w

white



y

yellow



numbers

1 one



2 two



3 three



4 four



5 five




6 six



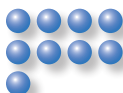
7 seven



8 eight



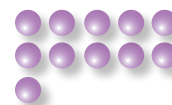
9 nine




10 ten




11 eleven




12 twelve




13 thirteen




14 fourteen




15 fifteen




16 sixteen




17 seventeen




18 eighteen



19 nineteen



20 twenty





The alphabet

Aa



apple

Hh



hand

Bb



bag

Ii



insect

Cc




cat

Jj



juice

Dd



dog

Kk



kitten

Ee



egg

Ll




lion

Ff



fig

Mm



melon

Gg



goat

Nn



nut

a b c d e f g h i j k l m
A B C D E F G H I J K L M






Oo



olive

Vv



van

Pp



pencil

Ww




water

Qq



quiet

Xx



box

Rr



rabbit

Yy



yo-yo

Ss



skate

Zz



zebra

Tt



teacher

Uu



umbrella

n o p q r s t u v w x y z
N O P Q R S T U V W X Y Z



Macmillan Education
4 Crinan Street, London, N1 9XW
A division of Macmillan Publishers Limited
Companies and representatives throughout the world

ISBN 978-0-230-41362-7

Text © Macmillan Publishers Limited 2011
Written by Wendy Arnold
Design and illustration © Macmillan Publishers Limited 2011

First published 2011

All rights reserved; no part of this publication may be reproduced, stored in a retrieval system, transmitted in any form, or by any means, electronic, mechanical, photocopying, recording, or otherwise, without the prior written permission of the publishers.

Designed by Melissa Swan
Illustrated by Ruth Palmer
Cover design by Macmillan Publishers Limited 2011
Cover illustration by Ruth Palmer

Publishing management by Hyphen S.A.

Authors' acknowledgements
The author would like to thank her wonderfully patient project manager, Tracy Traynor, and the publishing team at Macmillan, as well as all the committee in Palestine who have tirelessly given their time to this project.

The authors and publishers would like to thank the following for permission to reproduce their photographs:
Alamy/Hanan Isacher p42, Alamy/Israel Images pp 42, 45,
Alamy/Steve White p42
Corbis/Michel De Freitas/Robert Harding World Imagery pp 42, 45
James Davies pp 42, 45

Any views expressed in this publication are those of the Palestinian National Authority and represented by the Publisher on behalf of the Authority.

These materials may contain links for third party websites. We have no control over, and are not responsible for, the contents of such third party websites. Please use care when accessing them.

Although we have tried to trace and contact copyright holders before publication, in some cases this has not been possible. If contacted we will be pleased to rectify any errors or omissions at the earliest opportunity.

Printed and bound in Palestine by A R Hijawi & Sons

2019 2017 2017 2016 2015
10 9 8 7 6 5 4 3 2