



State of Palestine  
Ministry of Education  
& Higher Education

**NEW**  
EDITION

# English for Palestine

STUDENT'S BOOK & WORKBOOK **3A**

**Authorship & Curriculum Supervisory Committee**

Mr Ali Manassra (General Supervision)	Ministry of Education
Mr Othman Diab Amer (Coordinator)	Ministry of Education
Mrs Reem Ayoush	Ministry of Education
Dr Samir M Rammal	Birzeit University
Dr Hazem Y Najjar	Bethlehem University
Ms Fatimah Easa Qassem	Ministry of Education
Mr Omar Abdullah Sabbah	Ministry of Education
Mr Imad Abdullah Jbour	Ministry of Education
Mr Hassan Karableyeh	Ministry of Education
Ms Rula Naji Khalil	Ministry of Education
Ms Sana Abed Wazwaz	Ministry of Education
Ms Tharwat Shukri	Ministry of Education
Mr Mohammad Nassar	Ministry of Education

**Authorship Supervisory Committee (original edition)**

Dr Hazem Y Najjar (Head)	Bethlehem University
Dr Salem Aweiss	Birzeit University
Dr Omar Abu Al-Hummos	Al-Quds University
Mr Othman Diab Amer (Rapporteur)	Ministry of Education

**English Language Curriculum Team (original edition)**

Dr Hazem Y Najjar	Bethlehem University
Dr Salem Aweiss	Birzeit University
Dr Omar Abu Al-Hummos	Al-Quds University
Dr Odeh J Odeh	Al-Najah University
Dr Samir M Rammal	Hebron University
Dr Nazmi Al-Masri	Gaza Islamic University
Ms I'tidal Abu Hamdiyah	Ministry of Education
Ms Majedah Dajani	Ministry of Education
Mr Imad Jabir	Hebron University
Mr Suhail Murtaja	Ministry of Education
Mr Othman Diab Amer (Rapporteur)	Ministry of Education




# Contents

Unit and contexts	Language	page
<b>1 All about me</b> <ul style="list-style-type: none"> <li>– Greeting people</li> <li>– Giving information about yourself and others</li> </ul>	<i>Good morning/Good afternoon, children.</i> <i>I'm your teacher, Mr Ali.</i> <i>How are you? Fine, thanks.</i> <b>Review:</b> name, age, where someone is from, spelling, personal descriptions	4
<b>2 He's a doctor</b> <ul style="list-style-type: none"> <li>– Talking about jobs</li> <li>– Saying what members of your family do</li> </ul>	<i>uncle, aunt</i> <i>doctor, nurse, police officer, teacher, dentist, farmer, driver</i> <i>one, two, three, four, five</i> <i>What's his/her job? He's/She's a dentist.</i> <i>Who's he/she? He's my grandfather.</i> <b>Review:</b> family members	10
<b>3 At the market</b> <ul style="list-style-type: none"> <li>– Buying food</li> <li>– Saying what food you like/don't like</li> </ul>	<i>apples, figs, onions, melon, oranges, carrots, tomatoes, bananas, grapes, potatoes</i> <i>I'd like figs and bananas, please. Here you are.</i> <i>Thank you. That's 10 dinars.</i> <i>I don't like carrots.</i> <b>Review:</b> food, I like	16
<b>4 At the zoo</b> <ul style="list-style-type: none"> <li>– Talking about animals</li> <li>– Using colours and other words to describe things</li> </ul>	<i>tiger, fox, giraffe, elephant, snake, monkey</i> <i>grey, brown, orange; It has no legs.</i> <i>six, seven, eight, nine, ten</i> <b>Review:</b> colours, adjectives	22
<b>5 Revision</b>	Revision of the language in Units 1–4	28
<b>6 I don't feel well</b> <ul style="list-style-type: none"> <li>– Saying what's wrong with you</li> <li>– Giving and understanding advice</li> </ul>	<i>stomach, head, back, foot/feet, tooth/teeth</i> <i>I don't feel well. What's the matter?</i> <i>My head hurts. My teeth hurt.</i> <i>Go to the dentist. Go to the doctor. Go to bed. Have a rest.</i> <i>Take this medicine.</i> <b>Review:</b> parts of the body	34
<b>7 My day</b> <ul style="list-style-type: none"> <li>– Talking about your daily routine</li> <li>– Saying when you do things</li> </ul>	<i>I get up. I go to school. I watch cartoons. I play computer games. I do homework. I go to bed.</i> <i>in the morning, in the afternoon, in the evening, at night</i> <i>What do you do in the morning?</i> <i>When do you get up?</i>	40
<b>8 It's sunny</b> <ul style="list-style-type: none"> <li>– Talking about the weather</li> <li>– Saying where people are</li> </ul>	<i>What's the weather?</i> <i>It's rainy. It's windy. It's sunny. It's cloudy. It's hot. It's cold.</i> <i>swimming pool, beach, park, zoo, playground, river</i> <i>at the beach</i> <b>Review:</b> prepositions	46
<b>9 Revision</b>	Revision of the language in Units 1–8	52
<b>My dictionary</b>		58

1

Read. Listen and write.



1 Mr Ali is a teacher.



4 The girl is from Haifa.

☐

2 Walid is 8.

☐

5 Mr Ali is from Bethlehem too.

☐

3 Walid is from Bethlehem.

☐

2

Listen and say.



3

Say.



What's your name?

My name's Walid.

How old are you?

I'm nine.

Where are you from?

I'm from Bethlehem.

1

Read and match.



1 How old are you?

2 What's your name?

3 How are you?

4 Where are you from?

a I'm from Jerusalem.

b I'm fine.

c I'm 8.

d My name's Hamzah.


2

Write and say.



How old are you?

I'm 6.



6

3

Find. Draw and write.



My name's \_\_\_\_\_.

I'm \_\_\_\_\_.

I'm from \_\_\_\_\_.



1

Listen and write.



Nablus

Haifa

Ramallah

Bethlehem

Jerusalem

Gaza



What's her name?

Manar

How old is she?

Where's she from?

What's his name?

How old is he?

Where's he from?

2

Listen and say.



3

Listen and say.



4

Say.



What's her name?

Her name's Manar.

How old is she?

She's 9.

Where's she from?

She's from Haifa.

1

Say.



How do you spell it?

Hamzah

Palestine

Bethlehem

Rana

Haifa

Walid

Jerusalem

Nablus

2

Circle.



1 His/Her name is Hala.

2 She's/He's 8.

3 He's/She's from Bethlehem.

4 Her/His name is Walid.

5 She's/He's 9.

6 He's/She's from Bethlehem too.

3

Write.



His    He's    Jerusalem  
8    girl    Her  
boy    She's



This is the new girl in our class. \_\_\_\_\_ name is Dalia.  
\_\_\_\_\_ 8. She's from \_\_\_\_\_.

This is the new \_\_\_\_\_ in our class. \_\_\_\_\_ name is Nader.  
He's \_\_\_\_\_ too. \_\_\_\_\_ from Haifa.



1

Listen and write.



Reem

Nour

Hamzah

~~Omar~~

Dalal

Bilal

1



Omar

2



3



4



5



6



2

Listen and say.



3

Say.



This is Nour.

She has black hair and green eyes.

1

Write. Say.



my she I he his her  
green blue brown black red blonde

My name's \_\_\_\_\_.

I'm \_\_\_\_\_.

\_\_\_\_\_ have \_\_\_\_\_

hair and \_\_\_\_\_ eyes.

\_\_\_\_\_ name's \_\_\_\_\_.

He's/She's \_\_\_\_\_.

\_\_\_\_\_ has \_\_\_\_\_

hair and \_\_\_\_\_ eyes.

2

Write in your copybook.



This is my cousin Manar. She's from Jerusalem.

3

Play.



Maha,  
Gaza



Rana,  
Haifa



Rami,  
Ramallah



Nabil,  
Jerusalem



Amira,  
Bethlehem



Saleh,  
Nablus

He has brown eyes.

He has red hair.

He comes from Jerusalem.

It's Nabil!

In Unit 1 children learned: to ask and say how they are ☐  
to ask and give someone's name ☐

1

Listen and write.



What's his job?

He's a farmer.



doctor ☐



nurse ☐



teacher ☐



farmer ☒



policeman ☐



dentist ☐



driver ☐

2

Listen and say.



3

Say.



What's her job?

She's a dentist.



1

Match.



1 a farmer

2 a dentist

3 a nurse

4 a doctor

5 a policeman

6 a driver

7 a teacher



2

Write.



She's

He's

a dentist

a nurse

~~a teacher~~

a policeman

a driver

a doctor



1 He's a teacher.



2 \_\_\_\_\_



3 \_\_\_\_\_



4 \_\_\_\_\_



5 \_\_\_\_\_



6 \_\_\_\_\_

1

Listen and match.



Who's she?

She's my mum. She's a doctor.



mum



dad



brother



grand-  
mother




grand-  
father



aunt



uncle



2

Read and do.



- I'm a dentist.  
Open your mouth.
- I'm a doctor.  
I can help.
- I'm a teacher.  
Teacher says 'Hop!'

- I'm a policeman.  
Stop, stop, stop!
- I'm a farmer.  
Where are my sheep?
- I'm a driver.  
Beep, beep, beep!

3

Sing.



1

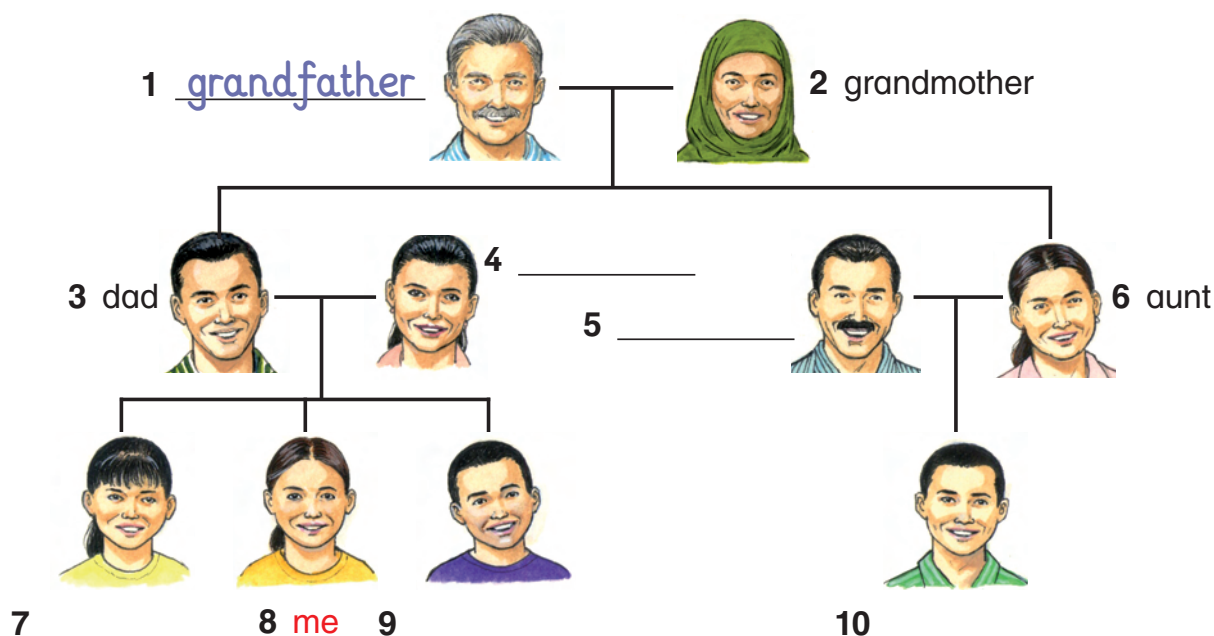
Write. Say.



Who's he?

He's my grandfather.

uncle      sister  
cousin   ~~grandfather~~  
mum      brother



2

Write.



1 cousin. / He's / my.

He's my cousin.

2 He's / uncle. / my

\_\_\_\_\_

3 my / She's / aunt.

\_\_\_\_\_

4 she's / grandmother / my

\_\_\_\_\_

5 my / dad / he's

\_\_\_\_\_

driver. / a / He's

He's a driver.

He's / teacher. / a

\_\_\_\_\_

a / doctor. / She's

\_\_\_\_\_

dentist / she's / a

\_\_\_\_\_

a / he's / policeman

\_\_\_\_\_

1

Listen and write.



one two ~~three~~ four five

1



I have three brothers.

2



I have \_\_\_\_\_ cousins.

3



I have \_\_\_\_\_ sisters.

4



I have \_\_\_\_\_ aunt.

5



I have \_\_\_\_\_ uncles.

2

Listen and say.



3

Say.



How many cousins do you have?

I have five cousins.

1

Match.



1

2

3

4

5

four

three

one

two

five

2

Write. Say.



one

~~two~~

three

four

five

1



brothers

2



cousins

3



uncle

4



aunts

5



sisters

1 I have two brothers.

2

3

4

5

3

Write in your copybook.



I have one sister and two brothers. I have five cousins.

4

Play.



Who's he/she?

He's/She's a \_\_\_\_\_.

In Unit 2 children learned: to talk about jobs ☐

to talk about members of their family ☐



1


Listen and write.



I'd like carrots and onions, please.



Here you are.

Thank you.



2

Listen and say.



3

Say.



I'd like oranges and figs, please.

Here you are.

Thank you.

1

Read and match.



a



b



c



1 This is a tomato.

2 This is a carrot.

3 This is an orange.

4 This is an onion.

5 This is a banana.

6 This is a potato.

d



e



f



2

Count and write.




onions

carrots

bananas


oranges

1




\_\_\_\_\_

2



\_\_\_\_\_

3



\_\_\_\_\_

4



\_\_\_\_\_

3

Listen and write.



\_\_\_\_\_


1









Listen and draw 😊/😞.



I like chicken and biscuits.

I don't like onions and carrots.



								
Walid		😊						
Hamzah								
Hala								
Nour								

2

Listen and say.



3

Say.



What food do you like?

I like chips and tomatoes.

I don't like fish and biscuits.






1

Find and draw ☺/☹. Say.

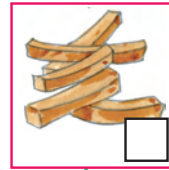




1 I like



4 I like

2 I don't like



5 I like

3 I don't like

6 I don't like

2

Write.

carrots ~~potatoes~~ meat oranges  
fish ice cream tomatoes chicken

1



I like potatoes.

I don't like \_\_\_\_\_.

2



\_\_\_\_\_

\_\_\_\_\_

3



\_\_\_\_\_

\_\_\_\_\_

4



\_\_\_\_\_

\_\_\_\_\_

1

Listen. Find and write.



I'd like potatoes, lemons and chicken, please.

a



D

b



D

c



D

d



D

2

Listen and say.



3

Say.

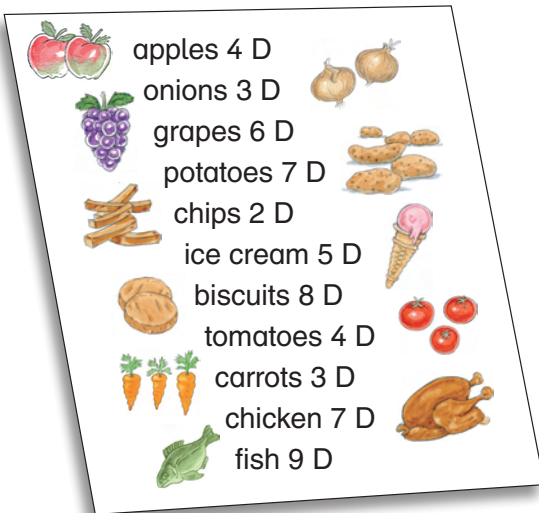


I'd like bananas and oranges, please.

That's 12 dinars.

1

Choose and write. Say.



1 I like \_\_\_\_\_ .

2 I don't like \_\_\_\_\_ .

3 \_\_\_\_\_ .

4 \_\_\_\_\_ .

5 \_\_\_\_\_ .

6 \_\_\_\_\_ .

D = dinars

2

Count and write. Say.



I'd like apples, carrots and fish.

That's 16 dinars.

- |   |  |         |   |  |         |   |  |         |   |         |
|---|--|---------|---|--|---------|---|--|---------|---|---------|
| 1 |  | _____ D | + |  | _____ D | + |  | _____ D | = | _____ D |
| 2 |  | _____ D | + |  | _____ D | + |  | _____ D | = | _____ D |
| 3 |  | _____ D | + |  | _____ D | + |  | _____ D | = | _____ D |
| 4 |  | _____ D | + |  | _____ D | + |  | _____ D | = | _____ D |

3

Write in your copybook.



I'd like potatoes, chicken and onions, please.

4

Play.




In Unit 3 children learned: to talk about food ☐  
to talk about likes and dislikes ☐



1

Listen and write.



giraffe ☐

monkey ☐

elephant ☒

tiger ☐

fox ☐

snake ☐

I can see a big snake.  
It has no legs!

2

Listen and say.



3

Say.




I can see a giraffe.

It's very big. It has four legs.

1

Read and write.



- ☒ 1 This is a fox. It's small. It has 4 legs.
- ☐ 2 This is a tiger. It's big. It has \_\_\_\_ legs.
- ☐ 3 This is a snake. It's small. It has \_\_\_\_ legs.
- ☐ 4 This is a monkey. It's big. It has \_\_\_\_ legs.
- ☐ 5 This is an elephant. It's very big. It has \_\_\_\_ legs.
- ☐ 6 This is a giraffe. It's very big. It has \_\_\_\_ legs.

2

Choose and write. Say.



big small very a an  
elephant tiger fox snake giraffe monkey

This is my zoo.

This is \_\_\_\_\_. It's \_\_\_\_\_. It has \_\_\_\_\_ legs.

This is \_\_\_\_\_. It's \_\_\_\_\_. It has \_\_\_\_\_ legs.


This is \_\_\_\_\_. It's \_\_\_\_\_. It has \_\_\_\_\_ legs.

1

Listen and write.



The monkey is black.



	orange	white	black	brown	grey	green	red
monkey			✓				
tiger							
snake							
giraffe							
elephant							
fox							

2

Listen and say.



3

Listen and circle.



a ten / five tigers

c eight / six elephants

e five / seven snakes

b eight / ten giraffes

d nine / seven foxes

f six / nine monkeys

4

Say.



What colour is the monkey?

It's black.

How many tigers are there?

There are ten.

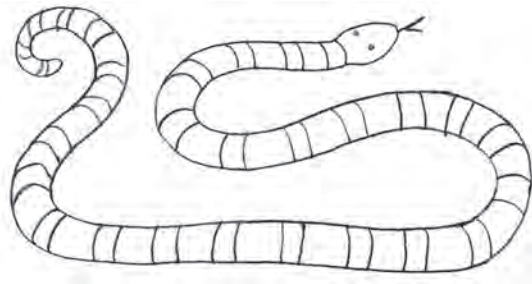



1

Read and write. Colour.



snake tiger



1 The \_\_\_\_\_ is orange and black.

2 The \_\_\_\_\_ is red and yellow.

2

Write.

ten five seven nine ~~one~~ three four eight two six


one

3

Write.



green red blue black yellow white brown grey



1 The giraffe is \_\_\_\_\_ and \_\_\_\_\_.

2 The monkey is \_\_\_\_\_, \_\_\_\_\_ and \_\_\_\_\_.

3 The elephant is \_\_\_\_\_.

4 The bird is \_\_\_\_\_ and \_\_\_\_\_.

1

Listen and circle.



fast / slow



fast / slow



fast / slow



fast / slow



fast / slow



fast / slow

2

Listen and say.



3

Sing and do.



Five small monkeys up in the tree.  
 Five small monkeys say eee-eee-eee.  
 Come down, small monkey – play with me!  
 Four small monkeys up in the tree.  
 Four small monkeys ...  
 Three small monkeys ...  
 Two small monkeys ...  
 One small monkey ...  
 No small monkeys up in the tree.  
 Lots of small monkeys playing with me.  
 We're small monkeys – eee-eee-eee!  
 Six small monkeys – eee-eee-eee!





1

Look and write. Say.



small	big	fast	slow
brown	white	orange	black

- 1 This giraffe is slow. It's very \_\_\_\_\_.  
It's \_\_\_\_\_ and \_\_\_\_\_. It has \_\_\_\_\_ legs.
- 2 This tiger is \_\_\_\_\_. It's \_\_\_\_\_.  
It's \_\_\_\_\_ and \_\_\_\_\_. It has \_\_\_\_\_ legs.
- 3 This snake is \_\_\_\_\_. It's \_\_\_\_\_.  
It's \_\_\_\_\_ and \_\_\_\_\_. It has \_\_\_\_\_ legs.

2

Read and say. Write.



I'm very big.

I have four legs.

I'm slow.

I'm grey.

What am I?

I'm \_\_\_\_\_

I have \_\_\_\_\_

I'm \_\_\_\_\_

I'm \_\_\_\_\_

What am I?

3

Write in your copybook.



This tiger is orange and black. It's big and fast.

4

Play.

In Unit 4 children learned: to talk about animals ☐to use colours and other descriptions ☐

1

Listen and write.



~~doctor~~

driver

farmer

policeman

nurse

teacher

dentist



Mrs Muna,  
Nablus



Miss Samira,  
Jerusalem



Mr Basim,  
Hebron



Mrs Nadia,  
Jericho



Dr Salem,  
Bethlehem

doctor



Mr Tariq,  
Gaza



Mr Amir,  
Ramallah

2

Listen and say.



3

Say.



What's her name?

Her name's Mrs Muna.

What's her job?

She's a nurse.

Where's she from?

She's from Nablus.

4

Write. Say.



How ~~What's~~ Where My I'm

What's your name?

\_\_\_\_\_ name's \_\_\_\_\_.

\_\_\_\_\_ old are you?

\_\_\_\_\_.

\_\_\_\_\_ are you from?

\_\_\_\_\_ from \_\_\_\_\_.

5

Find and say.



Who's this?

This is my uncle. His name's Rami. He's from Jericho. He's a dentist.


Rami, uncle



Sara, aunt



Ali, cousin



Manar, grandmother



1

Listen and write.



I'd like apples and bananas, please.

That's 15 dinars, please.



1

oranges ☐  
bananas ☐  
biscuits ☐  
apples ☒

\_\_\_\_\_ D



3

melon ☐  
oranges ☐  
chocolate ☐  
carrots ☐

\_\_\_\_\_ D



2

nuts ☐  
tea ☐  
juice ☐  
milk ☐  
rice ☐  
carrots ☐

\_\_\_\_\_ D



4

lemonade ☐  
melon ☐  
bananas ☐  
juice ☐  
biscuits ☐  
dates ☐

\_\_\_\_\_ D



2

Listen and write.



3

Say.





I'd like juice and biscuits, please.

That's 11 dinars, please.

4

Read and circle.


1 I like / don't like potatoes.

2 I like / don't like monkeys.

3 I like / don't like green.


4 I like / don't like carrots.

5 I like / don't like snakes.

6 I like / don't like blue.

5

Draw and write. Say.



I like \_\_\_\_\_.

\_\_\_\_\_

\_\_\_\_\_

I don't like \_\_\_\_\_.

\_\_\_\_\_

\_\_\_\_\_



1

Listen and write.



What can you see?

I can see a brown monkey.



2

Listen and say.



3

Say.



I can see a fox. It has four legs. It's brown and white.




4

## Read and write.



- 1 I'd like a snake, please.
- 2 I'd like a monkey, please.
- 3 I'd like a fox, please.
- 4 I'd like a tiger, please.
- 5 I'd like a lion, please.
- 6 I'd like a giraffe, please.
- 7 I'd like an elephant, please.
- 8 I'd like a zebra, please.

9

☐☐☐☐☐☐☐

5

## Write.



I name's bananas zebra I'm  
white don't ~~My~~ from like I'm



My \_\_\_\_\_ Hala. \_\_\_\_\_ eight.

\_\_\_\_\_ Bethlehem.

I like \_\_\_\_\_.

\_\_\_\_\_ dogs.

This is my \_\_\_\_\_. It's black and \_\_\_\_\_.

In Unit 5 children revised the language learned in Units 1–4 ☐

1

Listen and write.




What's the matter?

My stomach hurts.



My head hurts!



My foot hurts.



My back hurts.



My tooth hurts.



2

Listen and say.



tooth



teeth

foot



feet

3

Listen and do. Say.



4

Say and do.



What's the matter?

My foot hurts.





1

Read and match.



I don't feel well.

What's the matter?

a



b



c



1 My tooth hurts.

2 My back hurts.

3 My stomach hurts.

4 My foot hurts.

5 My teeth hurt.

6 My feet hurt.

d



e



f



2

Write and circle. Say.



head feet ears stomach ~~back~~ teeth

1 My



back

hurt / hurts

4 My



\_\_\_\_\_ hurt / hurts.

2 My



\_\_\_\_\_ hurt / hurts.

5 My



\_\_\_\_\_ hurt / hurts.

3 My



\_\_\_\_\_ hurt / hurts.

6 My



\_\_\_\_\_ hurt / hurts.

1

Listen and match.



1



2



3



4



5



a



Go to the dentist.

b



Take this medicine.

c



Go to the doctor.

d



Have a rest.

e



Go to bed.

2

Listen and do.



3

Listen and say.



4

Say.



What's the matter?

My teeth hurt.

Go to the dentist.

1

Match. Say.



- 1 Go to the
- 2 Take this
- 3 Go to
- 4 Have
- 5 Go

- a a rest.
- b the dentist.
- c to bed.
- d doctor.
- e medicine

2

Write.


~~ear~~ hurt hurts legs  
medicine doctor rest bed

- 1 My ear hurts.
- 2 My nose \_\_\_\_\_.
- 3 My eyes \_\_\_\_\_.
- 4 My \_\_\_\_\_ hurt.

- 5 Go to the \_\_\_\_\_.
- 6 Have a \_\_\_\_\_.
- 7 Go to \_\_\_\_\_.
- 8 Take this \_\_\_\_\_.

3

Read and write.


I don't feel well.  
What's the matter? ...

My leg hurts. My leg hurts. ☐  
Go to bed. Go to bed. ☐

My stomach hurts. My stomach hurts. ☐  
Take this medicine. Take this medicine. ☐

My ears hurt. My ears hurt. ☐  
Go to the doctor. Go to the doctor. ☐

My teeth hurt. My teeth hurt. ☐  
Go to the dentist. Go to the dentist. ☐



4

Sing and do.



1

Listen and write.



1



2



3



4



5



6



7



8



2

Listen and say.



3

Say.



I don't feel well.

What's the matter?

My feet hurt.

Have a rest.

1



2



3



4



5



6



7



8



1

Look. Write.



hands    shoulder    ears    teeth    back    ~~feet~~    ~~nose~~    stomach

- |   |                |   |        |
|---|----------------|---|--------|
| 1 | My feet hurt.  | 5 | _____. |
| 2 | My nose hurts. | 6 | _____. |
| 3 | _____.         | 7 | _____. |
| 4 | _____.         | 8 | _____. |

2

Write. Say.



**Doctor:** Good \_\_\_\_\_. What's \_\_\_\_\_?

**Patient:** I don't \_\_\_\_\_ well. My \_\_\_\_\_ hurts.

**Doctor:** Take this \_\_\_\_\_.

**Patient:** Thank you! \_\_\_\_\_.



3

Write in your copybook.



I don't feel well. My head hurts and my feet hurt.

4

Play.






In Unit 6 children learned: to talk about feeling unwell ☐  
to give and understand advice ☐



1

Write. Listen and check.



I go to school.

☐

I watch cartoons.

☐

I get up.

☐

I go to bed.

☐

I do homework.

☐

I play computer games.

☐

2

Listen and say.



3

Say.





1

Write. Say.



play computer games   go to bed   ~~get up~~  
go to school   watch cartoons   do homework

1 I get up.

2 \_\_\_\_\_

3 \_\_\_\_\_

4 \_\_\_\_\_

5 \_\_\_\_\_

6 \_\_\_\_\_

2

Write.



games. / I / computer / play

1 I play computer games.



I / go / school. / to

4 \_\_\_\_\_



do / I / homework.

2 \_\_\_\_\_



bed. / I / to / go

5 \_\_\_\_\_



watch / cartoons. / I

3 \_\_\_\_\_



get / I / up.

6 \_\_\_\_\_


1

Listen and draw.




What do you do in the afternoon?


I do my homework.



morning



afternoon



evening



night



2

Listen and say.



3

Say.



What do you do at night?

I go to bed.

1

Circle.



in the morning/  
in the evening



in the morning/  
at night



at night/  
in the afternoon



in the evening/  
in the afternoon

2

Write.



- 1 \_\_\_\_\_
- 2 \_\_\_\_\_
- 3 \_\_\_\_\_
- 4 \_\_\_\_\_

3

Write.



night morning afternoon evening do play get

- 1 \_\_\_\_\_ I \_\_\_\_\_ to bed.
- 2 \_\_\_\_\_ I \_\_\_\_\_ computer games.
- 3 \_\_\_\_\_ I \_\_\_\_\_ homework.
- 4 \_\_\_\_\_ I \_\_\_\_\_ up.

1

Listen and write ✓/x.



1



in the afternoon ☒

2



in the morning ☐

3



in the morning and the evening ☐

4



in the afternoon and the evening ☐

5



in the evening ☐

2

Listen and say.



morning



afternoon



evening



night

3

Listen and say.



4

Say and do.



When do you go to bed?

At night.

What do you do in the evening?

We play computer games.

1

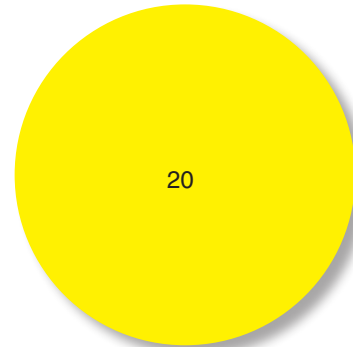
## Read and write.



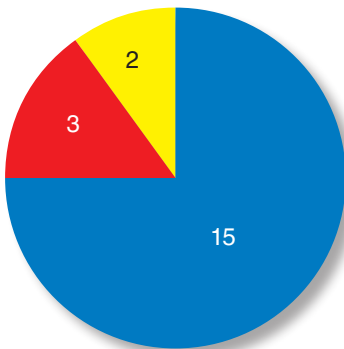
How many children ...

- a do homework in the evening? 3
- b go to school in the morning?
- c play computer games at night?
- d watch cartoons in the afternoon?
- e go to school in the afternoon?
- f watch cartoons in the morning?
- g play computer games in the afternoon?
- h do homework in the afternoon?

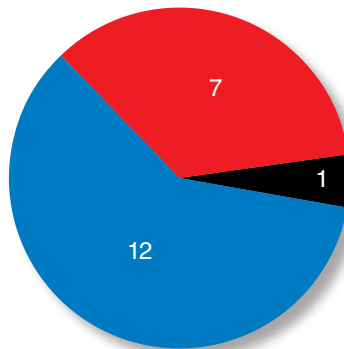
- = in the morning
- = in the afternoon
- = in the evening
- = at night



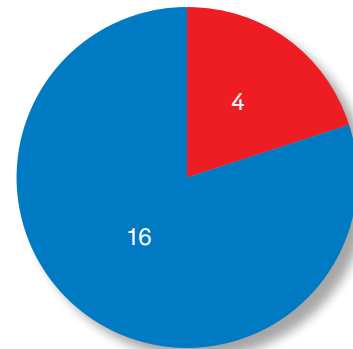
go to school



do homework



play computer games



watch cartoons

2

## Say and colour.



3

## Write in your copybook.



I play computer games in the afternoon.

4

## Play.



In Unit 7 children learned: to talk about their daily routine ☐  
to say when they do things ☐



1

Listen and write.



What's the weather?




rainy ☐



windy ☐



sunny ☒



cloudy ☐



hot ☐



cold ☐

2

Say and do.




3

Do and say.



What's the weather?

It's rainy.



1

Read and match.



a



b



c



d



e



f



1 It's cold.

2 It's hot.

3 It's windy.

4 It's cloudy.

5 It's rainy.

6 It's sunny.

2

Write.



sunny

windy

rainy

~~cloudy~~

hot

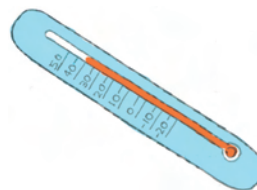
cold



1 It's cloudy.



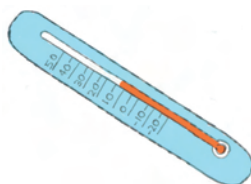
2 It's \_\_\_\_\_.



3 It's \_\_\_\_\_.



4 It's \_\_\_\_\_.



5 It's \_\_\_\_\_.



6 It's \_\_\_\_\_.

1

Listen and draw.



What's the weather?


It's cloudy at the beach.



at the beach



at the swimming pool



at the park




at the zoo



at the playground



at the river



2

Listen and say.



3

Say.



What's the weather at the beach ?

It's cloudy.



## 1

## Read and match.



1



It's windy at the beach.

2



It's rainy at the playground.

3



It's cloudy at the swimming pool.

4



It's cold at the zoo.

5



It's sunny at the park.

6



It's hot at the river.



## 2

## Listen and write.



1 What's the weather today?  
What's the weather today?  
It's cloudy. It's cloudy.  
It's cloudy today.


2 \_\_\_\_\_

3 \_\_\_\_\_

4 \_\_\_\_\_

5 \_\_\_\_\_

6 \_\_\_\_\_



## 3

## Sing and do.



1

Write. Listen and check.



Where is he?


He's next to the trees.

Where is she?

She's ...

Where are they?

They're ...



1 He's next to the trees. ☒ d

2 They're in the garden. ☐

3 They're at home. ☐

4 They're at school. ☐

5 She's under the umbrella. ☐

6 They're on the sand. ☐

2

Listen and say.



3

Say.



Where are they?

They're in the garden. It's windy.



1

Write.



she they he

1



she

2



3



4



5



6



2

Circle.



1


next to / under  
the umbrella

2



on / in the sand

3



next to / in the trees

4



at / on home

5



under / in the garden

6



at the / at school

3

Write in your copybook.



It's cold at the zoo. It's hot at the river.


4

Play.


In Unit 8 children learned: to talk about the weather ☐  
to say where people are ☐

1

Listen and write.



2

Listen and circle.



- 1 dad / mum / grandmother
- 2 aunt / cousin / grandfather
- 3 aunt / uncle / dad
- 4 dad / grandfather / cousin

- 5 uncle / aunt / grandfather
- 6 grandfather / mum / grandmother
- 7 cousin / uncle / dad

3

Listen and say.



4

Say.



What's her job?

She's a dentist.

Where's she from?

She's from Ramallah.

5

Read. Find and write.




1



2




3



4



5



6



7



8



I don't like green.

I like chips.

I don't like biscuits.

I don't like elephants.

I like balloons.

I like carrots.

I don't like snakes.

I like tigers.

6

Write.



I like \_\_\_\_\_, \_\_\_\_\_ and \_\_\_\_\_.

I don't like \_\_\_\_\_, \_\_\_\_\_ and \_\_\_\_\_.

7

Write. Say.



What's your name?  
How old are you?  
Where are you from?  
What's your friend's name?  
How old is your friend?  
Where's your friend from?

My name's \_\_\_\_\_.  
I'm \_\_\_\_\_.  
I'm from \_\_\_\_\_.  
\_\_\_\_\_ name is \_\_\_\_\_.  
\_\_\_\_\_ 's \_\_\_\_\_.  
\_\_\_\_\_ 's from \_\_\_\_\_.



1

Listen and find.



What is it?



2

Listen and say.



3

Say.



What's this?

It's a snake.

What colour is it?

It's green and red.

Where's the snake?

It's in the box.

4

Write.



cloudy  
~~sunny~~  
windy  
rainy

farmer  
dentist  
nurse  
policeman

in  
under  
on  
next to

sit  
hurt  
is  
hurts



1 It's sunny. The \_\_\_\_\_ is \_\_\_\_\_  
\_\_\_\_\_ the trees. His back \_\_\_\_\_.

2 The \_\_\_\_\_ is \_\_\_\_\_ the umbrella.  
It's \_\_\_\_\_. The umbrella \_\_\_\_\_ red.




3 It's \_\_\_\_\_. The \_\_\_\_\_ says '\_\_\_\_\_  
down.' He sits down \_\_\_\_\_ the chair.

4 The \_\_\_\_\_ looks \_\_\_\_\_ Samir's mouth.  
His teeth \_\_\_\_\_. It's \_\_\_\_\_ today.



5

Think. Draw and write.




---

---

---

---

---

---

---




1

Listen and write.



Nour ☐



Nadia ☐



Bilal ☐



Walid ☐



Hala and Amal ☐



Hamzah and Walid ☐

2

Listen and say.



3

Say.



What do you do in the afternoon?


We play computer games.

When do you go to bed?

At night.

4

Read and write. Say.



- a
- What's the matter?
  - I don't feel well. My stomach hurts.
  - Take this medicine. Go to bed.

- b
- This is a fox.
  - It's brown and white.
  - It has 4 legs.
  - It's fast.

- c
- I'd like biscuits and juice, please.
  - That's 15 dinars.
  - Here you are.
  - Thank you.

5

Choose and write.




---



---



---



---



---

6

Say.



In Unit 9 children revised the language learned in Units 1–8 ☐

# My Dictionary

Write the words in Arabic to help you remember what they mean.

## Greetings

Hi \_\_\_\_\_

Hello \_\_\_\_\_

Good morning \_\_\_\_\_

Good afternoon \_\_\_\_\_

Bye \_\_\_\_\_

Goodbye \_\_\_\_\_

How are you? \_\_\_\_\_

Fine, thanks. \_\_\_\_\_

What's your name? \_\_\_\_\_

My name's ... \_\_\_\_\_

How old are you? \_\_\_\_\_

I'm (8). \_\_\_\_\_

## Jobs

dentist \_\_\_\_\_

doctor \_\_\_\_\_

driver \_\_\_\_\_

farmer \_\_\_\_\_

nurse \_\_\_\_\_

policeman \_\_\_\_\_

teacher \_\_\_\_\_

## Family

mum \_\_\_\_\_

dad \_\_\_\_\_

brother \_\_\_\_\_

sister \_\_\_\_\_

grandmother \_\_\_\_\_

grandfather \_\_\_\_\_

aunt \_\_\_\_\_

uncle \_\_\_\_\_

cousin \_\_\_\_\_

## Hair/eye colours

black hair \_\_\_\_\_

blonde hair \_\_\_\_\_

brown hair \_\_\_\_\_

red hair \_\_\_\_\_

white hair \_\_\_\_\_

blue eyes \_\_\_\_\_

brown eyes \_\_\_\_\_

green eyes \_\_\_\_\_

## Numbers (1)

one \_\_\_\_\_

two \_\_\_\_\_

three \_\_\_\_\_

four \_\_\_\_\_

five \_\_\_\_\_

## Food

apples \_\_\_\_\_

bananas \_\_\_\_\_

biscuits \_\_\_\_\_

carrots \_\_\_\_\_

chips \_\_\_\_\_

figs \_\_\_\_\_

grapes \_\_\_\_\_

onions \_\_\_\_\_

oranges \_\_\_\_\_

potatoes \_\_\_\_\_

tomatoes \_\_\_\_\_

bread \_\_\_\_\_

cheese \_\_\_\_\_

chicken \_\_\_\_\_

chocolate \_\_\_\_\_

fish \_\_\_\_\_

ice cream \_\_\_\_\_

meat \_\_\_\_\_

rice \_\_\_\_\_

salad \_\_\_\_\_

## Opinions

I like \_\_\_\_\_

I don't like \_\_\_\_\_

## Animals

elephant \_\_\_\_\_

fox \_\_\_\_\_

giraffe \_\_\_\_\_

lion \_\_\_\_\_

monkey \_\_\_\_\_

snake \_\_\_\_\_

tiger \_\_\_\_\_

zebra \_\_\_\_\_

## Colours

black \_\_\_\_\_

blue \_\_\_\_\_

brown \_\_\_\_\_

green \_\_\_\_\_

grey \_\_\_\_\_

orange \_\_\_\_\_

pink \_\_\_\_\_

purple \_\_\_\_\_

red \_\_\_\_\_

white \_\_\_\_\_

yellow \_\_\_\_\_

### Numbers (2)

six \_\_\_\_\_  
seven \_\_\_\_\_  
eight \_\_\_\_\_  
nine \_\_\_\_\_  
ten \_\_\_\_\_

### Adjectives

fast \_\_\_\_\_  
slow \_\_\_\_\_  
very fast \_\_\_\_\_  
very slow \_\_\_\_\_

### My body

back \_\_\_\_\_  
ear \_\_\_\_\_  
eye \_\_\_\_\_  
face \_\_\_\_\_  
finger \_\_\_\_\_  
foot \_\_\_\_\_  
feet \_\_\_\_\_  
hand \_\_\_\_\_  
head \_\_\_\_\_  
leg \_\_\_\_\_  
mouth \_\_\_\_\_  
nose \_\_\_\_\_  
shoulder \_\_\_\_\_  
stomach \_\_\_\_\_  
tooth \_\_\_\_\_  
teeth \_\_\_\_\_  
My back hurts. \_\_\_\_\_  
My teeth hurt. \_\_\_\_\_



### Health advice

Go to the doctor. \_\_\_\_\_

Go to the dentist. \_\_\_\_\_

Have a rest. \_\_\_\_\_

Go to bed. \_\_\_\_\_

Take this medicine. \_\_\_\_\_

### Daily routines

I get up. \_\_\_\_\_

I go to school. \_\_\_\_\_

I do homework. \_\_\_\_\_

I watch cartoons. \_\_\_\_\_

I play computer games. \_\_\_\_\_

I go to bed. \_\_\_\_\_

### Weather

It's cloudy. \_\_\_\_\_

It's rainy. \_\_\_\_\_

It's sunny. \_\_\_\_\_

It's windy. \_\_\_\_\_

It's cold. \_\_\_\_\_

It's hot. \_\_\_\_\_

### Places

beach \_\_\_\_\_

church \_\_\_\_\_

house \_\_\_\_\_

mosque \_\_\_\_\_

park \_\_\_\_\_

playground \_\_\_\_\_

river \_\_\_\_\_

school \_\_\_\_\_

shop \_\_\_\_\_

swimming pool \_\_\_\_\_

zoo \_\_\_\_\_

### Times of day

in the morning \_\_\_\_\_

in the afternoon \_\_\_\_\_

in the evening \_\_\_\_\_

at night \_\_\_\_\_

## Prepositions

at	_____
between	_____
in	_____
next to	_____
on	_____
under	_____

## Pronouns

I	_____
you	_____
he	_____
she	_____
it	_____
we	_____
they	_____



Macmillan Education  
Between Towns Road, Oxford OX4 3PP  
A division of Macmillan Publishers Limited  
Companies and representatives throughout the world

ISBN 976-0230-41546-1

Text © Wendy Arnold 2011

Design and illustration © Macmillan Publishers Limited 2011

First published 2011

All rights reserved; no part of this publication may be reproduced, stored in a retrieval system, transmitted in any form, or by any means, electronic, mechanical, photocopying, recording, or otherwise, without the prior written permission of the publishers.

Designed by Melissa Orrom Swan  
Typeset by J & D Glover Ltd  
Illustrated by Mike Lacey & Robin Lawrie  
Cover design by Macmillan Publishers Limited 2011  
Cover illustration by Jenny Mumford

The author would like to thank her wonderfully patient project manager, Tracy Traynor and the publishing team at Macmillan, as well as all the committee in Palestine who have tirelessly given their time to this project.

The authors and publishers would like to thank the following for permission to reproduce their photographs:

**Alamy**/Corbis pp23 (tl), 26 (tc), Alamy/Cultura RM p46 (tc), Alamy/J Richards p46 (bc), Alamy/River Dobbs pp 48 (br), 49 (cl), Alamy/Roger Hutchings p46 (tl), Alamy/RT mages p46 (tr & bl), Alamy/Tim Gander pp48 (tr), 49 (tr); **Corbis** pp 48 (tr), 49 (tr); **FLPA**/David Hosking pp23 (bl), p26 (tr), FLPA/Ernst Wiba/Imagebroker pp48 (cr), 49 (bl), FLPA/Michael & Patricia Fogden pp23 (tr), p26 (bl), FLPA/Paul Sawyer pp23 (bc), 26 (tl), FLPA/Pete Oxford/Minden Pictures pp23 (br), 26 (bc), FLPA/Winifried Wisniewski/FN/Minden Pictures pp 23 (tc), p 26 (br); **Photolibrary**/Daniel Bosworth pp48 (bl), 49 (tl), Photolibrary/Eye Ubiquitous p46 (br), Photolibrary/Stephane Hubert pp48 (tr), 49 (br).

These materials may contain links for third party websites. We have no control over, and are not responsible for, the contents of such third party websites. Please use care when accessing them.

Although we have tried to trace and contact copyright holders before publication, in some cases this has not been possible. If contacted we will be pleased to rectify any errors or omissions at the earliest opportunity.

Printed and bound in Palestine

2015 2014 2013 2012 2011

10 9 8 7 6 5 4 3 2 1